



OFFICE OF THE COUNTY CLERK

2022 STATEMENT OF FILING

FISCAL YEAR: 01/01-12/31

AGENCY: 05-0670-000

NAME: Mount Prospect Park District

☒ in person ☐ mail

☒ **BUDGET**

BUDGET FILED:	4/1/2022
BUDGET PASSED:	3/16/2022
BUDGET ORDINANCE NUMBER:	811
ESTIMATE OF REVENUE FILED:	4/1/2022
BUDGET MISC DOCUMENTS:	

☐ **LEVY**

LEVY FILED:	ORD NUMBER:
TRUTH IN TAXATION FILED:	
PTTELL FILED:	ORD NUMBER:
LEVY MISC DOCUMENTS:	

☐ **FINANCIAL REPORT**

COMPTROLLER'S REPORT FILED:
AUDITED FINANCIAL RPT FILED:
TREASURER'S REPORT FILED:
RECEIPTS DISBURSEMENTS FILED:
FINANCIAL REPORT MISC DOCS:

Please, review the contact information below. If changes are needed, contact the Tax Extension Department via fax 312.603.6800 or email address tax.extension@cookcountyil.gov.

NAME: Mr. Dan Malartsik Executive Director
ADDRESS: 1000 W. Central

Mount Prospect Illinois 60056

EMAIL ADDRESS: dmalartsik@mppd.org

PHONE: (847) 255-5380

FAX: (847) 255-1438

Karen A. Yarbrough
Clerk of Cook County, Illinois

(TAX EXTENSION DEPARTMENT)



ORDINANCE NO. 811
MT. PROSPECT PARK DISTRICT

**AN ORDINANCE MAKING A COMBINED ANNUAL BUDGET
AND APPROPRIATION OF FUNDS FOR MT. PROSPECT PARK
DISTRICT, COOK COUNTY ILLINOIS, FOR THE FISCAL YEAR
BEGINNING ON THE 1ST DAY OF JANUARY, 2022, AND
ENDING ON THE 31ST DAY OF DECEMBER, 2022.**

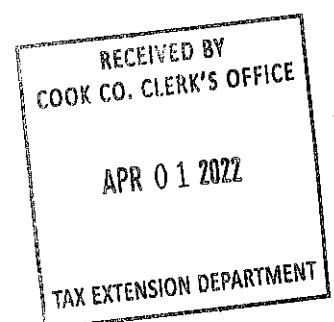
Whereas, the Board of Park Commissioners of the Mt. Prospect Park District has caused this Ordinance to be prepared as the combined annual budget and appropriation ordinance for the fiscal year beginning January 1, 2022, and ending December 31, 2022, and the Secretary of the Board has made same conveniently available for public inspection for at least 30 days prior to final action thereon; and

Whereas, a public hearing was held as to such combined annual budget and appropriation ordinance at the Central Community Center, Mt. Prospect, Illinois, a facility of the Mt. Prospect Park District, on the 16th day of March, 2022, notice of said hearing having been given by publication at least one (1) week prior thereto as required by law, and all other legal requirements having been complied with.

Now, therefore, be it ordained by the Board of Park Commissioners of the Mt. Prospect Park District, Cook County, Illinois, as follows:

Section 1: That the following sums of money under the column entitled Budget comprise the Annual Budget for the Mt. Prospect Park District for the fiscal year beginning the 1st day of January, 2022 and ending the 31st day of December, 2022.

Section 2: That the following sums of money under the column entitled Appropriation in the total amount of Twenty One Million Seven Hundred Seventy Four Thousand Five Hundred Fifty (\$21,774,550) DOLLARS or as much thereof as may be authorized by law, be and the same are hereby appropriated for Corporate purposes, for bond redemption and interest retirement, for establishing recreational programs, for the payment necessary to be made to the Illinois Municipal Retirement Fund, for payments made to the Federal Social Security Insurance Fund, for the payment of risk management and liability protection costs premiums, for district capital labor expenses, for Conservatory Fund expenses, for paving and lighting, for special recreation programs for the handicapped expenses, and for Capital Improvement Fund expenses of the Mt. Prospect Park District, as hereinafter specified, for the fiscal year beginning January 1, 2022 and ending December 31, 2022:



MT. PROSPECT PARK DISTRICT - CORPORATE FUND: Administration

2022

CORPORATE FUND: Administration (10-10)		BUDGET	APPROPRIATION
EXPENSES			
515010	DIRECTORS' SALARIES	153,776	169,154
515030	MANAGERS' SALARIES	113,205	124,526
515100	OFFICE POSITIONS' SALARIES	95,521	105,073
525310	OFFICE WAGES	29,280	32,208
538010	EMPLOYEE FRINGE BENEFITS	193,653	213,018
547010	AUDITING SERVICES	26,310	28,941
547050	LEGAL SERVICES	48,907	53,798
547060	FINANCIAL SERVICES	95,522	105,074
547100	PUBLIC RELATIONS	3,610	3,971
547210	PUBLIC NOTICES	5,815	6,397
547230	PROMOTIONAL SERVICES	4,750	5,225
547240	BROCHURE	4,500	4,950
547250	MEMBERSHIPS & DUES	5,096	5,606
547270	POSTAGE & FREIGHT	5,000	5,500
547320	TRAVEL, MEETINGS & CONFERENCES	4,330	4,763
547400	TRAINING SEMINARS	2,940	3,234
547700	SERVICE CONTRACTS	7,570	8,327
548560	COMPUTER SERVICE FEES	41,732	45,905
548570	COMPUTER PROGRAMMING	0	0
548590	457 RETIREMENT PLAN SERVICES	6,005	6,606
556030	BOOKS & PUBLICATIONS	500	550
556170	OFFICE SUPPLIES PURCHASES	14,596	16,056
556900	OTHER COMMODITIES	3,330	3,663
556970	SUPPLIES & AWARDS	0	0
567290	TELEPHONE	36,350	39,985
567450	ELECTRICITY CHARGES	36,700	40,370
567460	NORTHERN ILLINOIS GAS/NICOR CHARGES	13,250	14,575
567470	WATER SERVICE CHARGES	16,850	18,535
TOTAL EXPENSES		969,098	1,066,008

MT. PROSPECT PARK DISTRICT - CORPORATE FUND: Parks Maintenance
Park Maintenance

CORPORATE FUND: Park Maintenance (10-15)		BUDGET	APPROPRIATION
EXPENSES			
515020	ASSISTANT SUPERINTENDENTS' SALARIES	61,022	67,124
515070	FOREMAN WAGES	139,165	153,082
515090	MAINTENANCE POSITIONS WAGES	396,541	436,195
515100	OFFICE POSITIONS' SALARIES	21,468	23,615
538010	EMPLOYEE FRINGE BENEFITS	275,638	303,202
547100	PUBLIC RELATIONS	950	1,045
547250	MEMBERSHIP & DUES	300	330
547270	POSTAGE & FREIGHT	0	0
547320	TRAVEL, MEETINGS & CONFERENCES	350	385
547400	TRAINING SEMINARS	2,300	2,530
547690	REPAIRS & MAINTENANCE - SERVICES	29,600	32,560
547700	SERVICE CONTRACTS	0	0
547790	EQUIPMENT RENTAL	3,000	3,300
547900	LAUNDRY & CLEANING SERVICES	4,200	4,620
556170	OFFICE SUPPLIES PURCHASES	0	0
556210	HORTICULTURAL SUPPLIES PURCHASES	9,100	10,010
556250	CLOTHING SUPPLIES	900	990
556850	FERTILIZER / GROUND CHEMICALS PURCHASES	49,220	54,142
556860	REPAIRS & MAINTENANCE - MATERIALS	0	0
556900	OTHER COMMODITIES	3,500	3,850
567290	TELEPHONE CHARGES	16,790	18,469
567450	ELECTRICITY CHARGES	50,000	55,000
567460	GAS	12,000	13,200
567470	WATER SERVICE CHARGES	18,250	20,075
567480	REFUSE/SCAVENGER	15,500	17,050
TOTAL EXPENSES		1,109,794	1,220,773

MT. PROSPECT PARK DISTRICT - CORPORATE FUND: Motor Pool

CORPORATE FUND: Motor Pool (10-16)		BUDGET	APPROPRIATION
EXPENSES			
515080	MECHANICS' WAGES	107,420	118,162
515100	OFFICE POSITIONS' SALARIES	8,587	9,446
525280	MECHANICS PT	0	0
538010	EMPLOYEE FRINGE BENEFITS	15,240	16,764
547400	TRAINING SEMINARS	2,000	2,200
547690	REPAIRS & MAINTENANCE - SERVICES	0	0
547900	LAUNDRY & CLEANING SERVICES	400	440
556240	JANITORIAL SUPPLIES PURCHASES	0	0
556250	CLOTHING SUPPLIES PURCHASES	1,200	1,320
556530	VEHICLE FUELS	51,000	56,100
556550	OILS, LUBRICANTS & CLEANERS	6,500	7,150
556630	SMALL TOOLS PURCHASES	2,800	3,080
556860	REPAIRS & MAINTENANCE - MATERIALS	46,000	50,600

TOTAL EXPENSES	241,147	265,262
----------------	---------	---------

MT. PROSPECT PARK DISTRICT - CORPORATE FUND: Buildings

CORPORATE FUND: Buildings (10-17)		BUDGET	APPROPRIATION
EXPENSES			
515070	FOREMAN	12,396	13,636
515090	MAINTENANCE POSITIONS	194,863	214,349
538010	EMPLOYEE FRINGE BENEFITS	110,230	121,253
547400	TRAINING SEMINARS	2,000	2,200
547500	SECURITY SYSTEM	2,270	2,270
547690	REPAIRS & MAINT SERVICES	4,973	4,800
556240	JANITORIAL SUPPLIES	1,900	1,900
556250	CLOTHING SUPPLIES	4,750	5,225
556860	REPAIRS & MAINT MATERIALS	4,800	1,000
TOTAL EXPENSES		338,182	366,633

MT. PROSPECT PARK DISTRICT - CORPORATE FUND: Studio at Melas

CORPORATE FUND: Studio at Melas (10-70)		BUDGET	APPROPRIATION
EXPENSES			
525300	MAINTENANCE LABOR	21,753	23,928
547500	SECURITY SYSTEM	1,200	1,320
547690	REPAIRS & MAINTENANCE - SERVICES	2,270	2,497
556240	JANITORIAL SUPPLIES PURCHASES	1,250	1,375
556860	REPAIRS & MAINTENANCE - MATERIALS	1,800	1,980
567290	TELEPHONE CHARGES	3,540	3,894
567450	ELECTRICITY CHARGES	5,000	5,500
567460	NORTHERN ILLINOIS GAS / NICOR	4,750	5,225
567470	WATER SERVICE CHARGES	1,000	1,100
567480	REFUSE / SCAVENGER	1,860	2,046
TOTAL EXPENSES		44,423	48,865
TOTAL CORPORATE FUND EXPENSES		2,702,644	2,967,541

MT. PROSPECT PARK DISTRICT - RECREATION FUND: Administration

RECREATION FUND: Administration (20-10)		BUDGET	APPROPRIATION
EXPENSES			
515010	DIRECTORS' SALARIES	46,136	50,750
515020	SUPERINTENDENTS/ASST SUPT	0	0
515030	MANAGERS	64,867	71,354
515100	OFFICE POSITIONS' SALARIES	103,508	113,859
515230	RECREATION COORDINATORS' WAGES	200,236	220,260
515240	RECREATION SUPERVISORS' WAGES	153,271	168,598
525240	PROMOTIONAL HELP WAGES	14,000	15,400
525310	OFFICE WAGES	23,794	26,173
525320	RECREATION LEADERS' WAGES	0	0
525350	CENTER SUPERVISORS	0	0
538010	EMPLOYEE FRINGE BENEFITS	300,965	331,062
547050	LEGAL SERVICES	0	0
547060	FINANCIAL SERVICES	36,592	40,251
547100	PUBLIC RELATIONS	9,700	10,670
547110	CLASSIFIED ADVERTISING	17,540	19,294
547230	PROMOTIONAL SERVICES	5,941	6,535
547240	BROCHURE	15,200	16,720
547250	MEMBERSHIPS & DUES	8,085	8,894
547270	POSTAGE & FREIGHT	5,000	5,500
547320	TRAVEL, MEETINGS & CONFERENCES	5,370	5,907
547400	TRAINING SEMINARS	2,360	2,596
547500	SECURITY SYSTEM	0	0
547700	SERVICE CONTRACTS	4,370	4,807
548570	COMPUTER PROGRAMMING	3,000	3,300
556030	BOOKS & PUBLICATIONS	0	0
556150	MINOR EQUIPMENT PURCHASES	0	0
556170	OFFICE SUPPLIES PURCHASES	21,895	24,085
556430	RECREATION SUPPLIES PURCHASES	6,000	6,600
556530	VEHICLE FUELS	18,000	19,800
556650	PROGRAM SUPPLIES PURCHASES	0	0
556680	REPAIRS & MAINTENANCE - MATERIALS	0	0
556900	OTHER COMMODITIES	0	0
567290	TELEPHONE CHARGES	15,900	17,490
567450	ELECTRICITY	0	0
567460	NORTHERN ILLINOIS GAS	0	0
567470	WATER	0	0
567480	REFUSE/SCAVENGER	0	0
TOTAL EXPENSES		1,081,730	1,189,903

MT. PROSPECT PARK DISTRICT - RECREATION FUND: Big Surf

RECREATION FUND: Big Surf (20-20)		BUDGET	APPROPRIATION
EXPENSES			
515070	FOREMAN WAGES	16,528	18,181
515090	MAINTENANCE POSITIONS WAGES	43,014	47,315
515230	RECREATION COORDINATORS' WAGES	9,965	10,962
525340	CASHIERS WAGES	10,094	11,103
525360	LIFEGUARDS WAGES	37,856	41,642
525390	POOL MANAGERS WAGES	10,568	11,625
525410	RAFT ATTENDANTS WAGES	4,925	5,418
538010	EMPLOYEE FRINGE BENEFITS	31,445	34,590
547320	TRAVEL, MEETINGS & CONFERENCES	150	165
547400	TRAINING SEMINARS	1,155	1,271
547690	REPAIRS & MAINTENANCE - SERVICES	2,900	3,190
556170	OFFICE SUPPLIES PURCHASES		0
556230	SWIMMING POOL CHEMICALS PURCHASES	13,300	14,630
556240	JANITORIAL SUPPLIES PURCHASES	1,210	1,331
556270	MEDICAL & LAB SUPPLIES PURCHASES	600	660
556430	RECREATION SUPPLIES PURCHASES	6,936	7,630
556650	PROGRAM SUPPLIES	220	242
556860	REPAIRS & MAINTENANCE - MATERIALS	12,000	13,200
567290	TELEPHONE CHARGES	1,020	1,122
567450	ELECTRICITY CHARGES	6,600	7,260
567460	NORTHERN ILLINOIS GAS / NICOR	7,000	7,700
594040	SALES TAX	0	0
TOTAL EXPENSES		217,486	239,235

MT. PROSPECT PARK DISTRICT - RECREATION FUND: Meadows Pool

RECREATION FUND: Meadows Pool (20-21)		BUDGET	APPROPRIATION
EXPENSES			
515090	MAINTENANCE POSITIONS WAGES	27,147	29,862
515230	RECREATION COORDINATORS' WAGES	14,948	16,443
525300	MAINTENANCE LABOR WAGES	0	0
525340	CASHIERS WAGES	17,200	18,920
525360	LIFEGUARDS WAGES	89,028	97,931
525380	INSTRUCTORS WAGES	37,780	41,558
525390	POOL MANAGERS WAGES	19,903	21,893
538010	EMPLOYEE FRINGE BENEFITS	11,450	12,595
547320	TRAVEL, MEETINGS & CONFERENCES	100	110
547400	TRAINING SEMINARS	1,555	1,711
547500	SECURITY SYSTEM	3,500	3,850
547690	REPAIRS & MAINTENANCE - SERVICES	3,800	4,180
556170	OFFICE SUPPLIES PURCHASES	0	0
556230	SWIMMING POOL CHEMICALS PURCHASES	13,200	14,520
556240	JANITORIAL SUPPLIES PURCHASES	1,800	1,980
556270	MEDICAL & LAB SUPPLIES PURCHASES	600	660
556430	RECREATION SUPPLIES PURCHASES	5,564	6,120
556650	PROGRAM SUPPLIES PURCHASES	4,261	4,687
556860	REPAIRS & MAINTENANCE - MATERIALS	8,000	8,800
567290	TELEPHONE CHARGES	2,400	2,640
567450	ELECTRICITY CHARGES	16,900	18,590
567460	NORTHERN ILLINOIS GAS / NICOR	15,000	16,500
567470	WATER SERVICE CHARGES	17,000	18,700
594040	SALES TAX	3,000	3,300
TOTAL EXPENSES		314,136	345,550

MT. PROSPECT PARK DISTRICT - RECREATION FUND: Recplex Pool

RECREATION FUND: Recplex Pool (20-22)		BUDGET	APPROPRIATION
EXPENSES			
515070	FOREMAN WAGES	16,528	18,181
515090	MAINTENANCE POSITIONS' WAGES	38,426	42,269
515230	RECREATION COORDINATORS' WAGES	53,914	59,305
525360	LIFEGUARDS' WAGES	75,092	82,601
525380	INSTRUCTORS' WAGES	106,318	116,950
525390	POOL MANAGERS' WAGES	77,545	85,300
538010	EMPLOYEE FRINGE BENEFITS	29,385	32,324
547320	TRAVEL, MEETINGS & CONFERENCES	100	110
547400	TRAINING SEMINARS	1,635	1,799
547690	REPAIRS & MAINTENANCE - SERVICES	5,545	6,100
556170	OFFICE SUPPLIES PURCHASES	0	0
556230	SWIMMING POOL CHEMICALS PURCHASES	9,400	10,340
556240	JANITORIAL SUPPLIES PURCHASES	5,250	5,775
556270	MEDICAL & LAB SUPPLIES PURCHASES	600	660
556650	PROGRAM SUPPLIES PURCHASES	13,281	14,609
556860	REPAIRS & MAINTENANCE - MATERIALS	10,500	11,550
567290	TELEPHONE CHARGES	0	0
567450	ELECTRICITY CHARGES	42,000	46,200
567460	NORTHERN ILLINOIS GAS / NICOR	7,000	7,700
567470	WATER SERVICE CHARGES	16,000	17,600
594040	SALES TAX	0	0
TOTAL EXPENSES		508,519	559,371

MT. PROSPECT PARK DISTRICT - RECREATION FUND: GC / Pro Shop

Golf Course / Pro Shop

RECREATION FUND: Golf Course / Pro Shop (20-30-81)		BUDGET	APPROPRIATION
EXPENSES			
515010	DIRECTORS' SALARIES	10,568	11,625
515020	ASSISTANT SUPERINTENDENTS' SALARIES	104,622	115,084
515030	MANAGERS' SALARIES	140,371	154,408
515100	OFFICE POSITIONS' SALARIES	44,332	48,765
515240	RECREATION SUPERVISORS' WAGES	73,560	80,916
525340	CASHIERS WAGES	88,500	97,350
525430	STARTERS / RANGERS WAGES	19,800	21,780
538010	EMPLOYEE FRINGE BENEFITS	96,953	106,648
547060	FINANCIAL SERVICES	24,231	26,654
547100	PUBLIC RELATIONS	1,750	1,925
547110	CLASSIFIED ADVERTISING	3,000	3,300
547230	PROMOTIONAL SERVICES	2,500	2,750
547240	BROCHURE	4,150	4,565
547250	MEMBERSHIPS & DUES	3,500	3,850
547270	POSTAGE & FREIGHT	0	0
547320	TRAVEL, MEETINGS & CONFERENCES	3,500	3,850
547400	TRAINING SEMINARS	500	550
547690	REPAIRS & MAINTENANCE - SERVICES	0	0
547700	SERVICE CONTRACTS	200	220
547780	GAS CART MAINTENANCE	5,000	5,500
548570	COMPUTER PROGRAMMING	800	880
556150	MINOR EQUIPMENT	300	330
556170	OFFICE SUPPLIES PURCHASES	2,838	3,122
556240	JANITORIAL SUPPLIES PURCHASES	0	0
556430	RECREATION SUPPLIES PURCHASES	8,500	9,350
556860	REPAIRS & MAINTENANCE - MATERIALS	800	880
556900	OTHER COMMODITIES	0	0
557290	TELEPHONE CHARGES	14,300	15,730
567450	ELECTRICITY CHARGES	11,000	12,100
TOTAL EXPENSES		665,575	732,133

MT. PROSPECT PARK DISTRICT - RECREATION FUND: Maintenance

RECREATION FUND: Maintenance (20-30-82)		BUDGET	APPROPRIATION
EXPENSES			
515020	ASSISTANT SUPERINTENDENTS' SALARIES	47,154	51,869
515080	MECHANICS' WAGES	58,560	64,416
515090	MAINTENANCE POSITIONS WAGES	90,449	99,494
515100	OFFICE POSITIONS WAGES	22,473	24,720
525300	MAINTENANCE LABOR WAGES	208,930	229,823
538010	EMPLOYEE FRINGE BENEFITS	162,880	179,168
547250	MEMBERSHIP & DUES	1,225	1,348
547320	TRAVEL, MEETING & CONFERENCES	2,500	2,750
547690	REPAIRS & MAINTENANCE - SERVICES	8,504	9,354
547700	SERVICE CONTRACTS	5,000	5,500
547790	EQUIPMENT RENTAL	750	825
547900	LAUNDRY & CLEANING SERVICE	400	440
556150	MINOR EQUIPMENT PURCHASES	500	550
556210	HORTICULTURAL SUPPLIES PURCHASES	21,000	23,100
556240	JANITORIAL SUPPLIES PURCHASES	0	0
556250	CLOTHING SUPPLIES PURCHASES	3,000	3,300
556530	VEHICLE FUELS	16,500	18,150
556550	OILS, LUBRICANTS & CLEANERS	2,000	2,200
556850	FERTILIZERS & GROUND CHEMICALS PURCHASES	91,500	100,650
556860	REPAIRS & MAINTENANCE - MATERIAL	20,000	22,000
556865	GOLF EQUIPMENT REPAIRS	13,500	14,850
556900	OTHER COMMODITIES	500	550
567290	TELEPHONE CHARGES	1,500	1,650
567450	ELECTRICITY CHARGES	17,000	18,700
567460	NORTHERN ILLINOIS GAS / NICOR	4,700	5,170
567470	WATER SERVICE CHARGES	550	605
567480	REFUSE / SCAVENGER	11,846	13,031
TOTAL EXPENSES		812,921	894,213

MT. PROSPECT PARK DISTRICT - RECREATION FUND: Merchandise Sales
Merchandise Sales

RECREATION FUND: Merchandise Sales (20-30-83)		BUDGET	APPROPRIATION
EXPENSES			
525340	CASHIERS' WAGES	0	0
556370	MERCHANDISE COST OF SALES	37,680	41,448
556430	RECREATIONIAL SUPPLIES PURCHASES	600	660
594040	SALES TAX	4,892	5,381
TOTAL EXPENSES		43,172	47,489

MT. PROSPECT PARK DISTRICT - RECREATION FUND: Driving Range

RECREATION FUND: Driving Range (20-30-84)		BUDGET	APPROPRIATION
EXPENSES			
525430	STARTERS / RANGERS WAGES	0	0
556150	MINOR EQUIPMENT PURCHASES	0	0
556650	PROGRAM SUPPLIES PURCHASES	7,050	7,755
TOTAL EXPENSES		7,050	7,755

MT. PROSPECT PARK DISTRICT - RECREATION FUND: Lessons

RECREATION FUND: Lessons (20-30-85)		BUDGET	APPROPRIATION
EXPENSES			
515240	REC SUPERVISORS	17,333	19,066
525380	INSTRUCTORS' WAGES	4,000	4,400
538010	EMPLOYEE FRINGE BENEFITS	2,422	2,664
547120	INSTRUCTORS/PROGRAM SERVICE	7,500	8,250
556650	PROGRAM SUPPLIES PURCHASES	3,500	3,850
TOTAL EXPENSES		34,755	19,164

MT. PROSPECT PARK DISTRICT - RECREATION FUND: Events

RECREATION FUND: Events (20-30-86)		BUDGET	APPROPRIATION
EXPENSES			
554240	TOURNAMENT EXPENSES	14,900	16,390
TOTAL EXPENSES		14,900	16,390

MT. PROSPECT PARK DISTRICT - RECREATION FUND: Community Center

Community Center

RECREATION FUND: Community Center(20-30-87)		BUDGET	APPROPRIATION
EXPENSES			
515070	FOREMAN WAGES	8,264	9,090
515090	MAINTENANCE POSITION WAGES	48,810	53,691
515100	OFFICE POSITIONS' SALARIES	0	0
525300	MAINTENANCE LABOR WAGES	7,906	8,697
525350	CENTER SUPERVISORS' WAGES	0	0
538010	EMPLOYEE FRINGE BENEFITS	36,410	40,051
547500	SECURITY SYSTEM	3,834	4,217
547690	REPAIRS & MAINTENANCE - SERVICE	11,957	13,153
547700	SERVICE CONTRACTS	0	0
556240	JANITORIAL SUPPLIES PURCHASES	7,200	7,920
556430	RECREATION SUPPLIES PURCHASES	1,500	1,650
556860	REPAIRS & MAINTENANCE - MATERIALS	6,000	6,600
567450	ELECTRICITY CHARGES	13,000	14,300
567460	NORTHERN ILLINOIS GAS ' AM GAS	6,200	6,820
567470	WATER SERVICE CHARGES	4,750	5,225
567480	REFUSE / SCAVENGER	4,416	4,858
567480	COMCAST CABLE	2,700	2,970
TOTAL EXPENSES		162,947	179,242

MT. PROSPECT PARK DISTRICT - RECREATION FUND:

Food & Beverage Service - Administration

RECREATION FUND: Food & Beverage Service - Administration (20-40-40)		BUDGET	APPROPRIATION
EXPENSES			
515230	RECREATION COORDINATORS' WAGES	7,126	7,839
525300	MAINTENANCE LABOR	17,383	19,121
538010	EMPLOYEE FRINGE BENEFITS	2,648	2,913
567290	TELEPHONE	2,220	2,442
594040	SALES TAX	2,000	2,200
TOTAL EXPENSES		31,377	34,515

MT. PROSPECT PARK DISTRICT - RECREATION FUND:

Food & Beverage Service - Lions Pool

RECREATION FUND: Food & Beverage Service - Lions Pool (20-40-41)		BUDGET	APPROPRIATION
EXPENSES			
525320	RECREATION SUPERVISORS WAGES	9,960	10,956
525450	FOOD SERVICE	0	0
547690	REPAIR & MAINTENANCE - SERVICES	500	550
556150	MINOR EQUIPMENT PURCHASES	100	110
556240	JANITORIAL SUPPLIES PURCHASES	1,000	1,100
556340	BEVERAGE / SOFT DRINKS	2,000	2,200
556350	FOOD	3,000	3,300
556370	MERCHANDISE COST OF SALES	0	0
556430	RECREATION SUPPLIES PURCHASES	397	437
556900	OTHER COMMODITIES	0	0

TOTAL EXPENSES

16,957

18,653

MT. PROSPECT PARK DISTRICT - RECREATION FUND: Lions Center

RECREATION FUND: Lions Center (20 42)		BUDGET	APPROPRIATION
EXPENSES			
515090	MAINTENANCE POSITIONS	38,563	42,419
525350	CENTER SUPERVISORS' WAGES	1,829	2,012
538010	EMPLOYEE FRINGE BENEFITS	0	0
547120	CONTRACTUAL / PROGRAM SERVICES	0	0
547500	SECURITY SYSTEM	2,730	3,003
547690	REPAIRS & MAINTENANCE - SERVICES	6,058	6,664
547700	SERVICE CONTRACTS	550	605
556150	MINOR EQUIPMENT PURCHASES	0	0
556170	OFFICE SUPPLIES PURCHASES	0	0
556240	JANITORIAL SUPPLIES PURCHASES	3,500	3,850
556430	RECREATION SUPPLIES PURCHASES	0	0
556860	REPAIRS & MAINTENANCE - MATERIAL	8,000	8,800
567290	TELEPHONE CHARGES	11,050	12,155
567450	ELECTRICITY CHARGES	11,000	12,100
567460	NORTHERN ILLINOIS GAS / NICOR	5,000	5,500
567470	WATER SERVICE CHARGES	6,700	7,370
567480	REFUSE / SCAVENGER SERVICE	3,240	3,564
394040	SALES TAX	1,800	1,980

TOTAL EXPENSES

100,020

110,022

MT. PROSPECT PARK DISTRICT - RECREATION FUND:

Recplex General Operations

RECREATION FUND: Recplex General Operations (20-49-20)		BUDGET	APPROPRIATION
EXPENSES			
515070	FOREMAN WAGES	8,264	9,090
515090	MAINTENANCE POSITIONS' WAGES	165,957	182,553
515100	OFFICE POSITIONS' SALARIES	48,964	53,860
515230	RECREATION COORDINATORS' WAGES	21,379	23,517
525300	MAINTENANCE LABOR WAGES	76,861	84,547
525310	OFFICE WAGES	9,448	10,393
525330	RECREATION OFFICE WAGES	162,838	179,122
525350	CENTER SUPERVISORS' WAGES	0	0
538010	EMPLOYEE FRINGE BENEFITS	139,905	153,896
547100	PUBLIC RELATIONS	0	0
547120	CONTRACTUAL / PROGRAM SERVICES	4,605	5,066
547230	PROMOTIONAL SERVICES	2,500	2,750
547240	BROCHURE	4,200	4,620
547500	SECURITY SYSTEM	2,169	2,386
547690	REPAIRS & MAINTENANCE - SERVICES	18,300	20,130
547700	SERVICE CONTRACTS	2,300	2,530
547900	LAUNDRY & DRY CLEANING	0	0
548570	COMPUTER PROGRAMMING	0	0
556150	MINOR EQUIPMENT PURCHASES	1,000	1,100
556170	OFFICE SUPPLIES PURCHASES	0	0
556240	JANITORIAL SUPPLIES PURCHASES	14,750	16,225
556370	MERCHANDISE FOR RESALE	492	541
556430	RECREATION SUPPLIES PURCHASES	662	728
556860	REPAIRS & MAINTENANCE - MATERIALS	31,600	34,760
567290	TELEPHONE CHARGES	11,030	12,133
567450	ELECTRICITY CHARGES	190,000	209,000
567460	NORTHERN ILLINOIS GAS / NICOR	27,500	30,250
567470	WATER SERVICE CHARGES	18,500	20,350
567480	REFUSE / SCAVENGER SERVICE	6,960	7,656
567480	COMCAST CABLE	2,424	2,666
594040	SALES TAX	1,400	1,540
TOTAL EXPENSES		974,008	1,071,409

MT. PROSPECT PARK DISTRICT - RECREATION FUND: Fitness Center

RECREATION FUND: RecPlex Fitness Center (20-49-22)		BUDGET	APPROPRIATION
EXPENSES			
515230	REC COORDINATORS	36,250	39,875
515240	RECREATION SUPERVISORS' WAGES	0	0
525350	CENTER SUPERVISORS' WAGES	60,884	66,972
538010	GROUP HOSPITAL INSURANCE PREMIUMS	16,550	18,205
547270	POSTAGE & FREIGHT	0	0
547320	TRAVEL, MEETINGS & CONFERENCES	200	220
547400	TRAINING SEMINARS	200	220
547690	REPAIRS & MAINTENANCE - SERVICES	9,300	10,230
556150	MINOR EQUIPMENT PURCHASES	2,800	3,080
556430	RECREATION SUPPLIES PURCHASES	7,977	8,775
TOTAL EXPENSES		134,161	147,577

MT. PROSPECT PARK DISTRICT - RECREATION FUND:

Programming - Youth Child Care

RECREATION FUND: Programming Youth Child Care (20-50-50)		BUDGET	APPROPRIATION
EXPENSES			
525320	RECREATION LEADERS' WAGES	152,746	168,021
525325	YOUTH PROGRAMS LEADERS/SUPERVISORS	132,803	146,083
525329	CHILD CARE LEADERS/SUPERVISORS	0	0
525385	YOUTH PROGRAM INSTRUCTORS	34,897	38,387
525387	PRESCHOOL INSTRUCTORS	60,844	66,928
547120	CONTRACTUAL / PROGRAM SERVICES	15,350	16,885
547125	YOUTH PROGRAM INSTRUCTORS/PROGRAM SERVICES	8,887	9,776
547320	TRAVEL, MEETINGS & CONFERENCES	1,500	1,650
547327	PRESCHOOL TRAVEL MEETINGS & CONFERENCE	1,000	1,100
556150	MINOR EQUIPMENT PURCHASES	1,000	1,100
556650	PROGRAM SUPPLIES PURCHASES	7,932	8,725
556655	YOUTH PROGRAM SUPPLIES	11,546	12,701
556657	PRESCHOOL PROGRAM SUPPLIES	7,838	8,622
556860	REPAIRS & MAINTENANCE - MATERIALS	500	550
TOTAL EXPENSES		436,843	480,527

MT. PROSPECT PARK DISTRICT - RECREATION FUND:

Programming - Adult Athletic

RECREATION FUND: Programming Adult Athletic (20-50-52)		BUDGET	APPROPRIATION
EXPENSES			
525300	MAINTENANCE LABOR WAGES	0	0
525320	RECREATION SUPERVISORS' WAGES	6,015	6,617
525380	INSTRUCTORS' WAGES	22,082	24,290
547120	CONTRACTUAL PROGRAM SERVICES	0	0
556650	PROGRAM SUPPLIES PURCHASES	13,843	15,227
556860	REPAIRS & MAINTENANCE - MATERIALS	2,500	2,750
TOTAL EXPENSES		44,440	48,884

MT. PROSPECT PARK DISTRICT - RECREATION FUND:

Programming - Youth Athletics

RECREATION FUND: Programming Youth Athletics (20-50-54)		BUDGET	APPROPRIATION
EXPENSES			
525320	RECREATION LEADERS' WAGES	20,477	22,525
525380	INSTRUCTORS' WAGES	21,857	24,043
547120	CONTRACTUAL / PROGRAM SERVICES	195,115	214,627
556650	PROGRAM SUPPLIES PURCHASES	78,507	86,358
556860	REPAIRS & MAINTENANCE - MATERIALS	4,300	4,730
TOTAL EXPENSES		320,256	352,282

MT. PROSPECT PARK DISTRICT - RECREATION FUND:

Programming - Fitness Programs / Center

RECREATION FUND: Programming Fitness Programs/Center (20-50-55)		BUDGET	APPROPRIATION
EXPENSES			
525350	CENTER SUPERVISORS	0	0
525380	INSTRUCTORS' WAGES	74,759	82,235
547120	INSTRUCTORS / PROGRAM SERVICES	0	0
547320	TRAVEL, MEETINGS & CONFERENCES	0	0
556150	MINOR EQUIPMENT PURCHASES	1,500	1,650
556650	PROGRAM SUPPLIES PURCHASES	4,629	5,092
556860	REPAIRS & MAINTENANCE - MATERIALS	0	0
TOTAL EXPENSES		80,888	88,977

MT. PROSPECT PARK DISTRICT - RECREATION FUND:

Programming - Special Events

RECREATION FUND: Programming Special Events (20-50-56)		BUDGET	APPROPRIATION
EXPENSES			
525320	RECREATION LEADERS' WAGES	2,294	2,523
525380	INSTRUCTORS' WAGES	0	0
547100	PUBLIC RELATIONS	3,500	3,850
547120	CONTRACTUAL / PROGRAM SERVICES	10,000	11,000
547320	TRAVEL, MEETINGS & CONFERENCES	0	0
546150	MINOR EQUIPMENT PURCHASES	0	0
556650	PROGRAM SUPPLIES PURCHASES	9,812	10,793
556860	REPAIRS & MAINTENANCE - MATERIALS	0	0
TOTAL EXPENSES		25,606	28,167

MT. PROSPECT PARK DISTRICT - RECREATION FUND:

Programming - Cultural Arts

RECREATION FUND: Programming Cultural Arts (20-50-58)		BUDGET	APPROPRIATION
EXPENSES			
525385	PA - INSTRUCTORS	134,661	148,127
525387	VP - INSTRUCTORS	35,840	39,424
525389	BP - INSTRUCTORS	7,544	8,298
547125	PA - INST/PROGRAM SERVICE	2,000	2,200
547127	VP - INST/PROGRAM SERVICE	0	0
547129	BP - INST/PROGRAM SERVICE	0	0
547320	TRAVEL, MEETINGS & CONFERENCES	0	0
556157	VP - MINOR EQUIPMENT	500	550
556657	VP - PROGRAM SUPPLIES	9,733	10,706
556659	BP - PROGRAM SUPPLIES	895	985
556665	PA - PROGRAM SUPPLIES	38,350	42,185
TOTAL EXPENSES		229,523	252,475

MT. PROSPECT PARK DISTRICT - RECREATION FUND:

Programming - MP Baseball

RECREATION FUND: Programming MP Baseball (20-50-72)		BUDGET	APPROPRIATION
EXPENSES			
525320	RECREATION LEADERS' WAGES	6,000	6,600
525380	INSTRUCTORS' WAGES	0	0
547120	CONTRACTUAL / PROGRAM SERVICES	31,415	34,557
547230	PROMOTIONAL SERVICES	0	0
547270	POSTAGE & FREIGHT	0	0
548600	COMPUTER MAINTENANCE	0	0
556150	MINOR EQUIPMENT PURCHASES	0	0
556170	OFFICE SUPPLIES PURCHASES	0	0
556650	PROGRAM SUPPLIES PURCHASES	87,596	96,356
556860	REPAIRS & MAINTENANCE - MATERIALS	8,200	9,020
567290	TELEPHONE CHARGES		0
TOTAL EXPENSES		133,211	146,532

MT. PROSPECT PARK DISTRICT - RECREATION FUND:

Central Programming - Youth Child Care

RECREATION FUND: Programming Couth Child Care (20-51-50)		BUDGET	APPROPRIATION
EXPENSES			
525320	RECREATION LEADERS' WAGES	0	0
525380	INSTRUCTORS' WAGES	28,451	31,296
547320	TRAVEL, MEETINGS & CONFERENCES	0	0
556150	MINOR EQUIPMENT PURCHASES	2,123	2,335
556650	PROGRAM SUPPLIES PURCHASES	0	0
TOTAL EXPENSES		30,574	33,631

MT. PROSPECT PARK DISTRICT - RECREATION FUND:

Central Programming - Youth Athletics

RECREATION FUND: Programming Youth Athletics (20-51-54)		BUDGET	APPROPRIATION
EXPENSES			
525380	INSTRUCTORS' WAGES	0	0
547120	CONTRACTUAL / PROGRAM SERVICES	36,808	40,489
TOTAL EXPENSES		- 36,808	40,489

MT. PROSPECT PARK DISTRICT - RECREATION FUND:

Central Community Center - General Operations

RECREATION FUND: ccc general operations (20 80 20)		BUDGET	APPROPRIATION
EXPENSES			
515010	DIRECTORS' SALARIES	4,227	4,650
515020	ASSISTANT SUPERINTENDENTS' SALARIES	4,694	5,163
515030	MANAGERS' SALARIES	11,264	12,390
515070	FOREMAN WAGES	4,132	4,545
515090	MAINTENANCE POSITIONS WAGES	44,929	49,422
515100	OFFICE POSITIONS' SALARIES	49,525	54,478
515230	RECREATION COORDINATORS' WAGES	39,927	43,920
525240	PROMOTIONAL HELP WAGES	0	0
525300	MAINTENANCE LABOR WAGES	29,737	32,711
525310	OFFICE WAGES	78,282	86,110
525350	CENTER SUPERVISORS' WAGES	0	0
538010	EMPLOYEE FRINGE BENEFITS	69,755	76,731
547100	PUBLIC RELATIONS	0	0
547120	CONTRACTUAL / PROGRAMS SERVICES	12,792	14,071
547230	PROMOTIONAL SERVICES	1,500	1,650
547240	BROCHURE	1,800	1,980
547270	POSTAGE & FREIGHT	0	0
547500	SECURITY SYSTEM	3,572	3,929
547690	REPAIRS & MAINTENANCE - SERVICES	7,045	7,750
547700	SERVICE CONTRACTS	500	550
547900	LAUNDRY & CLEANING SERVICE	0	0
548570	COMPUTER PROGRAMMING	0	0
556150	MINOR EQUIPMENT PURCHASES	200	220
556170	OFFICE SUPPLIES PURCHASES	0	0
556240	JANITORIAL SUPPLIES PURCHASES	13,350	14,685
556370	MERCHANDISE COST OF SALES	1,411	1,552
556430	RECREATION SUPPLIES PURCHASES	6,296	6,926
556860	REPAIRS & MAINTENANCE - MATERIALS	8,500	9,350
567290	TELEPHONE CHARGES	0	0
567450	ELECTRICITY CHARGES	64,500	70,950
567460	NORTHERN ILLINOIS GAS	12,000	13,200
567470	WATER SERVICE CHARGES	4,100	4,510
567480	REFUSE / SCAVENGER SERVICE	3,720	4,092
567490	COMCAST CABLE	2,341	2,575
594040	SALES TAX	660	726
TOTAL EXPENSES		480,759	528,835

MT. PROSPECT PARK DISTRICT - RECREATION FUND:

Central Community Center - In Line Rink

RECREATION FUND: CCC In Line Rink (20-80-21)		BUDGET	APPROPRIATION
EXPENSES			
525320	RECREATION LEADERS' WAGES	0	0
525370	RINK GUARD WAGES	0	0
525380	INSTRUCTORS' WAGES	7,200	7,920
547120	INSTRUCTORS / PROGRAM SERVICES	0	0
547270	POSTAGE & FREIGHT	0	0
547400	TRAINING SEMINARS	0	0
556150	MINOR EQUIPMENT PURCHASES	0	0
556240	JANITORIAL SUPPLIES PURCHASES		0
556430	RECREATION SUPPLIES	0	0
556650	PROGRAM SUPPLIES PURCHASES	4,950	5,445
556860	REPAIR & MAINTENANCE - MATERIALS	5,000	5,500
TOTAL EXPENSES		17,150	18,865

MT. PROSPECT PARK DISTRICT - RECREATION FUND:

Central Community Center - Fitness Center

RECREATION FUND: CCC Fitness Center(20-80-22)		BUDGET	APPROPRIATION
EXPENSES			
525350	CENTER SUPERVISORS' WAGES	57,108	62,819
547120	INSTRUCTORS / PROGRAM SERVICES	0	0
547320	TRAVEL, MEETINGS & CONFERENCES	150	165
547400	TRAINING SEMINARS	200	220
547690	REPAIRS & MAINTENANCE - SERVICES	6,000	6,600
556150	MINOR EQUIPMENT PURCHASES	1,000	1,100
556240	JANITORIAL SUPPLIES SERVICES	3,985	4,384
556430	RECREATION SUPPLIES PURCHASES		0

TOTAL EXPENSES	68,443	75,287
----------------	--------	--------

TOTAL RECREATION FUND EXPENSES	7,024,215	7,707,570
--------------------------------	-----------	-----------

MT. PROSPECT PARK DISTRICT

FUND	BUDGET	APPROPRIATION
PAVING & LIGHTING FUND (21-00)		
645000 CONSTRUCTION & REPAIR OF PAVING & INSTALLATION AND REPAIR OF ALL ASPECTS OF LIGHTING THROUGHOUT THE DISTRICT	197,850	217,635
TOTAL PAVING & LIGHTING FUND EXPENSES	197,850	217,635
SOCIAL SECURITY FUND (23-00)		
538510 RETIREMENT F.I.C.A.	505,460	556,006
TOTAL SOCIAL SECURITY FUND EXPENSES	505,460	556,006
LIABILITY INSURANCE FUND (24-00)		
578090 METRO RISK MANAGEMENT AGENCY GENERAL LIABILITY COVERAGE CONTRIBUTIONS	570,000	627,000 0
578140 SPECIAL EVENT INSURANCE		0
578190 UNEMPLOYMENT INSURANCE	42,000	46,200
RISK MANAGEMENT PROGRAM EXPENSES		0
515010 DIRECTORS' SALARIES	30,375	33,413
515030 MGR DIRECTORS	29,716	32,688
515100 OFFICE POSITIONS	67,087	73,796
515230 COORDINATORS' WAGES	11,581	12,739
538010 EMPLOYEE FRINGE BENEFITS	49,873	54,860
547050 LEGAL SERVICES	13,450	14,795
547060 FIANCIAL SERVICES	38,263	42,089
TOTAL LIABILITY INSURANCE FUND EXPENSES	852,345	937,580

MT. PROSPECT PARK DISTRICT

HANDICAPPED RECREATION FUND (25-00)

548750 CONTRIBUTION TO THE NORTHWEST SPECIAL RECREATION ASSOCIATION FOR SPECIAL RECREATION PURPOSES AS PER JOINT AGREEMENT PURSUANT TO 70ILCS 1205/8-10	458,100	503,910
603000 ARCHITECTURAL BARRIERS REMOVAL - ADA COMPLIANCE CONSTRUCTION PURSUANT TO THE JOINT AGREEMENT	1,272,000	1,399,200
TOTAL HANDICAPPED RECREATION FUND EXPENSES	1,730,100	1,903,110

FUND	BUDGET	APPROPRIATION
IMRF FUND (26-00)		
538500 RETIREMENT I.M.R.F.	720,700	792,770
TOTAL IMRF FUND EXPENSES	720,700	792,770

DISTRICT CAPITAL LABOR (28-00)

515030 MGR. DIRECTORS	14,830	16,313
515070 FOREMAN	0	0
515090 MAINTENANCE POSITIONS	107,842	118,626
525300 MAINTENANCE LABOR WAGES	56,290	61,919
538010 GI EMPLOYEE FRINGE BENEFITS	59,580	65,538
547690 REPAIRS & MAINTENANCE - SERVICES	25,258	27,784
547700 SERVICE CONTRACTS	1,200	1,320
547790 EQUIPMENT RENTAL	0	0
547900 LAUNDRY & CLEANING SERVICES	0	0
556170 OFFICE SUPPLIES PURCHASES	0	0
556210 HORTICULTURAL SUPPLIES PURCHASES	0	0
556850 FERTILIZER / GROUND CHEMICALS PURCHASES	0	0
556860 REPAIRS & MAINTENANCE - MATERIALS	45,000	49,500
556900 OTHER COMMODITIES	0	0

TOTAL DISTRICT CAPITAL LABOR FUND EXPENSES	310,000	341,000
---	----------------	----------------

BOND & INTEREST FUND (30-00)

547830 FISCAL AGENT FEES	10,000	11,000
588420 BOND PRINCIPAL	3,252,725	3,577,998
588430 BOND INTEREST	33,241	36,565
588440 ALT REV BOND PRINCIPAL	1,155,000	1,270,500
588450 ALT REV BOND INTEREST	342,323	376,555
588500 BANK NOTES	0	0

TOTAL BOND & INTEREST FUND EXPENSES	4,793,289	5,272,618
--	------------------	------------------

MT. PROSPECT PARK DISTRICT - CONSERVATORY FUND:

Administration

CONSERVATORY FUND: Administration (27-10)		BUDGET	APPROPRIATION
EXPENSES			
515010	DIRECTORS' SALARIES	62,471	68,718
515020	ASSISTANT SUPERINTENDENTS' SALARIES	57,806	63,587
515030	MANAGERS' SALARIES	51,960	57,156
515100	OFFICE POSITIONS' SALARIES	50,570	55,627
515230	RECREATION COORDINATORS' WAGES	71,678	78,846
525240	PROMOTIONAL HELP WAGES	0	0
525350	CENTER SUPERVISORS' WAGES	31,020	34,122
538010	EMPLOYEE FRINGE BENEFITS	72,981	80,279
547050	LEGAL SERVICES	12,806	14,087
547060	FINANCIAL SERVICES	17,068	18,775
547100	PUBLIC RELATIONS	0	0
547230	PROMOTIONAL SERVICES	2,000	2,200
547240	BROCHURE	6,800	7,480
547250	MEMBERSHIPS & DUES	0	0
547320	TRAVEL, MEETINGS & CONFERENCES	250	275
547400	TRAINING SEMINARS	1,000	1,100
547500	SECURITY SYSTEM	2,645	2,910
547700	SERVICE CONTRACTS	750	825
548560	COMPUTER SERVICE FEES	0	0
556150	MINOR EQUIPMENT PURCHASES	500	550
556170	OFFICE SUPPLIES PURCHASES	1,216	1,338
556240	JANITORIAL SUPPLIES PURCHASES	0	0
556430	RECREATION SUPPLIES PURCHASES	700	770
556650	PROGRAM SUPPLIES PURCHASES	500	550
556860	REPAIRS & MAINTENANCE - SERVICES	1,000	1,100
567290	TELEPHONE CHARGES	11,470	12,617
567450	ELECTRICITY CHARGES	22,500	24,750
567460	NORTHERN ILLINOIS GAS / NICOR	17,400	19,140
567470	WATER SERVICE CHARGES	5,600	6,160
567480	REFUSE / SCAVENGER SERVICE	5,540	6,094
TOTAL EXPENSES		508,231	559,054

MT. PROSPECT PARK DISTRICT - CONSERVATORY FUND:

Park Maintenance - Parks & Grounds

CONSERVATORY FUND: Park Maintenance - Parks & Grounds (27-15-60)		BUDGET	APPROPRIATION
EXPENSES			
515050	SUPERVISOR SALARY	0	0
515070	FOREMAN WAGES	25,680	28,248
515090	MAINTENANCE POSITIONS' WAGES	41,748	45,923
525300	MAINTENANCE LABOR WAGES	64,613	71,074
538010	EMPLOYEE FRINGE BENEFITS	22,630	24,893
547690	REPAIR & MAINTENANCE - SERVICES	0	0
547790	EQUIPMENT RENTAL	0	0
547900	LAUNDRY & CLEANING SERVICES	2,300	2,530
556210	HORTICULTURAL SUPPLIES PURCHASES	0	0
556530	VEHICLE FUELS	7,500	8,250
556850	FERTILIZER / CHEMICALS PURCHASES	0	0

TOTAL EXPENSES

164,471

180,918

MT. PROSPECT PARK DISTRICT - CONSERVATORY FUND:

Park Maintenance - Greenhouse & Atrium

CONSERVATORY FUND: Park Maintenance-Greenhouse/Atrium(27-15-61)		BUDGET	APPROPRIATION
EXPENSES			
515090	MAINTENANCE POSITIONS WAGES	91,993	101,192
538010	EMPLOYEE FRINGE BENEFITS	39,807	43,788
547400	TRAINING SEMINARS	1,160	1,276
547690	REPAIRS & MAINTENANCE - SERVICES	8,500	9,350
547790	EQUIPMENT RENTAL	0	0
547900	LAUNDRY & CLEANING SERVICES	0	0
556210	HORTICULTURAL SUPPLIES PURCHASES	26,725	29,398
556530	VEHICLE FUELS		0
556850	FERTILIZERS & GROUND CHEMICALS PURCHASES	3,000	3,300
556860	REPAIRS & MAINTENANCE - MATERIAL	3,500	3,850

TOTAL EXPENSES

174,685

192,154

MT. PROSPECT PARK DISTRICT - CONSERVATORY FUND:

Programs

CONSERVATORY FUND: Programs - (27-50)		BUDGET	APPROPRIATION
EXPENSES			
525320	RECREATION SUPERVISORS' WAGES	0	0
525380	INSTRUCTORS' WAGES	10,200	11,220
556430	RECREATION SUPPLIES PURCHASES	250	275
556435	CANINE COMMONS	0	0
556650	PROGRAM SUPPLY PURCHASES	5,500	6,050
TOTAL EXPENSES		15,950	17,545

MT. PROSPECT PARK DISTRICT - CONSERVATORY FUND:

Facility Programs - Facility

CONSERVATORY FUND: Facility (27-60)		BUDGET	APPROPRIATION
EXPENSES			
525300	MAINTENANCE LABOR	10,556	11,612
525320	RECREATION SUPERVISORS' WAGES	6,800	7,480
525350	CENTER SUPERVISORS' WAGES	2,400	2,640
547690	REPAIRS & MAINTENANCE - SERVICES	3,636	4,000
556170	OFFICE SUPPLIES PURCHASES	0	0
556240	JANITORIAL SUPPLIES PURCHASES	7,000	7,700
556380	BEVERAGE COST OF SALES	7,625	8,388
556430	RECREATION SUPPLIES PURCHASES	800	880
556650	PROGRAM SUPPLIES PURCHASES	7,000	7,700
556860	REPAIRS & MAINTENANCE - MATERIALS	11,500	12,650
TOTAL EXPENSES		57,317	63,049
TOTAL CONSERVATORY FUND EXPENSES		920,654	1,012,719

MT. PROSPECT PARK DISTRICT NON BOND CAP PROJECTS FUND:

EXPENSES

855014	EQUIPMENT	60,000	66,000
--------	-----------	--------	--------

TOTAL NON BOND GOV DEALS FUND EXPENSES		60,000	66,000
---	--	---------------	---------------

TOTAL BUDGET	19,817,257
---------------------	-------------------

TOTAL APPROPRIATION	21,774,550
----------------------------	-------------------

Each of said sums of money and the aggregate thereof are deemed necessary by the Board of Park Commissioners of the Mt. Prospect Park District to defray the necessary expenses and liabilities of the aforesaid Park District during the fiscal year beginning the 1st day of January, 2022 and ending the 31st day of December, 2022, for the respective purposes set forth.

Section 3: All unexpended balances of the appropriation for the fiscal year ending the 31st day of December, 2022, and prior years to the extent not otherwise re-appropriated for other purposes herein are hereby specifically re-appropriated for the same general purposes for which they were originally made and may be expended in making up any insufficiency of any other items provided in this appropriation ordinance, pursuant to

Section 4: Pursuant to law the following determinations have been and are hereby made a part hereof:

- (a) Cash on hand and short-term investment at the beginning of the fiscal year:
\$ 7,357,555
- (b) Estimate of cash expected to be received during the fiscal year from all sources:
\$ 18,637,148
- (c) Estimate of expenditures contemplated for the fiscal year
\$ 19,817,257
- (d) Estimated cash and short-term investments expected to be on hand at the end of the fiscal year:
\$ 6,177,446

Section 5: All ordinances or part of ordinances conflicting with any of the provisions of this Ordinance be and the same are hereby modified or repealed. If any item or portion of this Ordinance is for any reason held invalid, such decision shall not affect the validity of the remaining portion of such item or the remainder of this Ordinance.

Section 6: This Ordinance shall be in full force and effect immediately upon its adoption according to law. A certified copy of this Ordinance shall be filed with the County Clerk of Cook County, Illinois, together with the certificate of the Chief Fiscal Officer of the Park District certifying revenues by source anticipated to be received by the Park District, within thirty (30) days after its passage and approval, as provided by law.

ADOPTED, this 16th Day of March, 2022.

RECORDED VOTE:


AYES: 5

NAYES: 0

ABSENT: 2


President

Attest:


Secretary

MOUNT PROSPECT PARK DISTRICT

SUMMARY OF APPROPRIATIONS

CORPORATE FUND	2,967,541
RECREATION FUND	7,707,570
PAVING AND LIGHTING FUND	217,635
FEDERAL SOCIAL SECURITY INSURANCE FUND	556,006
LIABILITY INSURANCE FUND	937,580
HANDICAPPED RECREATION FUND	1,903,110
ILLINOIS MUNICIPAL RETIREMENT FUND	792,770
DISTRICT CAPITAL LABOR	341,000
BONDS & INTEREST FUND	5,272,618
CONSERVATORY FUND	1,012,719
NON BOND CAPITAL PROJECTS FUND	66,000
TOTAL APPROPRIATION	21,774,550

STATE OF ILLINOIS)
) SS.
COUNTY OF COOK)

I, **WILLIAM STARR**, DO HEREBY CERTIFY that I am the duly elected, qualified and acting Secretary of the Mt. Prospect Park District and to the Board of Commissioners of the Mt. Prospect Park District and that I have access to and am custodian of the official Minutes of the Meetings of the Board of Commissioners of the Mt. Prospect Park District.


I DO FURTHER CERTIFY that the above and foregoing is a true and correct copy (duplicate) of a certain Ordinance entitled:

ORDINANCE NO. 811
MT. PROSPECT PARK DISTRICT

**AN ORDINANCE MAKING A COMBINED ANNUAL BUDGET
AND APPROPRIATION OF FUNDS FOR MT. PROSPECT
PARK DISTRICT, COOK COUNTY ILLINOIS, FOR THE
FISCAL YEAR BEGINNING ON THE 1ST DAY OF JANUARY,
2022, AND ENDING ON THE 31ST DAY OF DECEMBER, 2022**


that the foregoing was adopted by the Board of Commissioners of said Mt. Prospect Park District on the 16th day of March, 2022 and was on the same day approved by the Secretary of the Mt. Prospect Park District; that it was filed and recorded in the office of the Secretary of the Mt. Prospect Park District of which the foregoing is a true copy (duplicate) and that the original said Ordinance is now on file in the office of such Secretary.

GIVEN under my hand and seal of the Mt. Prospect Park District this 16th day of March 2022



Secretary
Mt. Prospect Park District
Cook County, Illinois

(SEAL)




MT. PROSPECT PARK DISTRICT

**CERTIFICATE OF CHIEF FISCAL OFFICER AS TO
REVENUES BY SOURCE ANTICIPATED TO BE RECEIVED
FISCAL/CALENDAR YEAR 2022 PURSUANT TO
SECTION 162 OF THE REVENUE ACT OF 1939**

The undersigned, MICHAEL MURPHY, Treasurer and Chief Fiscal Officer of the Mt. Prospect Park District, does hereby certify the estimate of revenues by source anticipated to be received by the Mt. Prospect Park District of Cook County, Illinois, in the fiscal/calendar year 2022 to be as follows:

<u>SOURCE</u>	<u>AMOUNT</u>
Property Taxes 2022 Levy & Repl. Taxes	\$11,473,126
Rental	755,024
Passes/User Fees	604,480
Daily/User Fees	1,393,382
Program Fees	2,598,124
Concession Sales	65,212
Sponsors	10,500
Other	82,798
Interest	2,289
Internal Project Charges	310,000
Bond Proceeds	<u>1,342,213</u>
Total Revenue	<u>18,637,148</u>

The above is certified this 16th day of March, 2022.



Michael Murphy
Treasurer and Chief Fiscal Officer

The above certification was filed with the County Clerk of Cook County on
this _____th day of March, 2022.

Karen A. Yarborough, County Clerk
Of Cook County, Illinois

By: _____

