



**OFFICE OF THE COOK COUNTY CLERK**  
**FILING STATEMENT**

---

The following document was filed in the office of the Cook County Clerk.

05-0670-000 : MT PROSPECT PARK DISTRICT

Ordinance/Resolution: 864

Adopted On: 3/19/2025

2025 Budget Ordinance

Filed On: 3/25/2025


*Monica Gordon*

---

County Clerk of the County of Cook, Illinois



ORDINANCE NO. 864  
MT. PROSPECT PARK DISTRICT



**AN ORDINANCE MAKING A COMBINED ANNUAL BUDGET  
AND APPROPRIATION OF FUNDS FOR MT. PROSPECT PARK  
DISTRICT, COOK COUNTY ILLINOIS, FOR THE FISCAL YEAR  
BEGINNING ON THE 1ST DAY OF JANUARY, 2025, AND  
ENDING ON THE 31ST DAY OF DECEMBER, 2025.**

\*\*\*

Whereas, the Board of Park Commissioners of the Mt. Prospect Park District has caused this Ordinance to be prepared as the combined annual budget and appropriation ordinance for the fiscal year beginning January 1, 2025, and ending December 31, 2025, and the Secretary of the Board has made same conveniently available for public inspection for at least 30 days prior to final action thereon; and

Whereas, a public hearing was held as to such combined annual budget and appropriation ordinance at the Central Community Center, Mt. Prospect, Illinois, a facility of the Mt. Prospect Park District, on the 19th day of March 2025, notice of said hearing having been given by publication at least one (1) week prior thereto as required by law, and all other legal requirements having been complied with.

Now, therefore, be it ordained by the Board of Park Commissioners of the Mt. Prospect Park District, Cook County, Illinois, as follows:

Section 1: That the following sums of money under the column entitled Budget comprise the Annual Budget for the Mt. Prospect Park District for the fiscal year beginning the 1st day of January, 2025 and ending the 31st day of December, 2025.

Section 2: That the following sums of money under the column entitled Appropriation in the total amount of Twenty Six Million Three Hundred One Thousand and Ninety Eight (\$26,301,098) DOLLARS or as much thereof as may be authorized by law, be and the same are hereby appropriated for Corporate purposes, for bond redemption and interest retirement, for establishing recreational programs, for the payment necessary to be made to the Illinois Municipal Retirement Fund, for payments made to the Federal Social Security Insurance Fund, for the payment of risk management and liability protection costs premiums, for district capital labor expenses, for Conservatory Fund expenses, for paving and lighting, for special recreation programs for the handicapped expenses, and for Capital Improvement Fund expenses of the Mt. Prospect Park District, as hereinafter specified, for the fiscal year beginning January 1, 2025 and ending December 31, 2025:

## MT. PROSPECT PARK DISTRICT - CORPORATE FUND: Administration

| CORPORATE FUND: Administration (10-10) |                                     | BUDGET    | APPROPRIATION |
|--|-------------------------------------|-----------|---------------|
| EXPENSES                               |                                     |           |               |
| 515010                                 | DIRECTORS' SALARIES                 | 180,482   | 198,530       |
| 515030                                 | MANAGERS' SALARIES                  | 122,289   | 134,518       |
| 515100                                 | OFFICE POSITIONS' SALARIES          | 253,126   | 278,439       |
| 525310                                 | OFFICE WAGES                        | 16,550    | 18,205        |
| 538010                                 | EMPLOYEE FRINGE BENEFITS            | 133,045   | 146,350       |
| 547010                                 | AUDITING SERVICES                   | 27,000    | 29,700        |
| 547050                                 | LEGAL SERVICES                      | 48,907    | 53,798        |
| 547060                                 | FINANCIAL SERVICES                  | 100,000   | 110,000       |
| 547100                                 | PUBLIC RELATIONS                    | 3,850     | 4,235         |
| 547210                                 | PUBLIC NOTICES                      | 7,610     | 8,371         |
| 547230                                 | PROMOTIONAL SERVICES                | 5,200     | 5,720         |
| 547240                                 | BROCHURE                            | 4,500     | 4,950         |
| 547250                                 | MEMBERSHIPS & DUES                  | 6,895     | 7,585         |
| 547270                                 | POSTAGE & FREIGHT                   | 2,500     | 2,750         |
| 547320                                 | TRAVEL, MEETINGS & CONFERENCES      | 5,000     | 5,500         |
| 547400                                 | TRAINING SEMINARS                   | 6,300     | 6,930         |
| 547700                                 | SERVICE CONTRACTS                   | 10,680    | 11,748        |
| 548560                                 | COMPUTER SERVICE FEES               | 99,454    | 109,399       |
| 548570                                 | COMPUTER PROGRAMMING                | 0         | 0             |
| 548590                                 | 457 RETIREMENT PLAN SERVICES        | 6,005     | 6,606         |
| 556030                                 | BOOKS & PUBLICATIONS                | 500       | 550           |
| 556170                                 | OFFICE SUPPLIES PURCHASES           | 16,250    | 17,875        |
| 556900                                 | OTHER COMMODITIES                   | 18,797    | 20,677        |
| 556970                                 | SUPPLIES & AWARDS                   | 0         | 0             |
| 567290                                 | TELEPHONE                           | 47,690    | 52,459        |
| 567450                                 | ELECTRICITY CHARGES                 | 38,500    | 42,350        |
| 567460                                 | NORTHERN ILLINOIS GAS/NICOR CHARGES | 14,000    | 15,400        |
| 567470                                 | WATER SERVICE CHARGES               | 30,000    | 33,000        |
| TOTAL EXPENSES                         |                                     | 1,205,130 | 1,325,643     |

## MT. PROSPECT PARK DISTRICT - CORPORATE FUND: Parks Maintenance

| CORPORATE FUND: Park Maintenance (10-15) |   | BUDGET    | APPROPRIATION |
|--|---|-----------|---------------|
| EXPENSES                                 |   |           |               |
| 515020                                   | ASSISTANT SUPERINTENDENTS' SALARIES     | 96,876    | 106,564       |
| 515070                                   | FOREMAN WAGES                           | 159,482   | 175,430       |
| 515090                                   | MAINTENANCE POSITIONS WAGES             | 543,025   | 597,328       |
| 515100                                   | OFFICE POSITIONS' SALARIES              | 35,708    | 39,279        |
| 525300                                   | MAINTENANCE LABOR                       | 0         | 0             |
| 538010                                   | EMPLOYEE FRINGE BENEFITS                | 256,680   | 282,348       |
| 547100                                   | PUBLIC RELATIONS                        | 1,000     | 1,100         |
| 547250                                   | MEMBERSHIP & DUES                       | 0         | 0             |
| 547400                                   | TRAINING SEMINARS                       | 9,950     | 10,945        |
| 547690                                   | REPAIRS & MAINTENANCE - SERVICES        | 166,350   | 182,985       |
| 547790                                   | EQUIPMENT RENTAL                        | 2,000     | 2,200         |
| 556210                                   | HORTICULTURAL SUPPLIES PURCHASES        | 8,400     | 9,240         |
| 556250                                   | CLOTHING SUPPLIES                       | 6,900     | 7,590         |
| 556850                                   | FERTILIZER / GROUND CHEMICALS PURCHASES | 29,860    | 32,846        |
| 556860                                   | REPAIRS & MAINTENANCE - MATERIALS       | 66,500    | 73,150        |
| 556900                                   | OTHER COMMODITIES                       | 2,334     | 2,567         |
| 567290                                   | TELEPHONE CHARGES                       | 3,630     | 3,993         |
| 567450                                   | ELECTRICITY CHARGES                     | 56,000    | 61,600        |
| 567460                                   | GAS                                     | 11,000    | 12,100        |
| 567470                                   | WATER SERVICE CHARGES                   | 30,000    | 33,000        |
| 567480                                   | REFUSE/SCAVENGER                        | 18,450    | 20,295        |
| TOTAL EXPENSES                           |   | 1,504,145 | 1,654,560     |

## MT. PROSPECT PARK DISTRICT - CORPORATE FUND: Motor Pool

| CORPORATE FUND: Motor Pool (10-16) |                                   | BUDGET  | APPROPRIATION |
|------------------------------------|-----------------------------------|---------|---------------|
| EXPENSES                           |                                   |         |               |
| 515080                             | MECHANICS' WAGES                  | 111,153 | 122,268       |
| 515100                             | OFFICE POSITIONS' SALARIES        | 14,283  | 15,711        |
| 525280                             | MECHANICS PT                      | 16,920  | 18,612        |
| 538010                             | EMPLOYEE FRINGE BENEFITS          | 11,250  | 12,375        |
| 547400                             | TRAINING SEMINARS                 | 2,000   | 2,200         |
| 547690                             | REPAIRS & MAINTENANCE - SERVICES  | 15,700  | 17,270        |
| 547900                             | LAUNDRY & CLEANING SERVICES       | 610     | 671           |
| 556250                             | CLOTHING SUPPLIES PURCHASES       | 2,750   | 3,025         |
| 556530                             | VEHICLE FUELS                     | 57,000  | 62,700        |
| 556550                             | OILS, LUBRICANTS & CLEANERS       | 6,500   | 7,150         |
| 556630                             | SMALL TOOLS PURCHASES             | 3,000   | 3,300         |
| 556860                             | REPAIRS & MAINTENANCE - MATERIALS | 50,000  | 55,000        |
| 556900                             | OTHER COMMODITIES                 | 2,333   | 2,566         |
| TOTAL EXPENSES                     |                                   | 293,499 | 322,849       |

## MT. PROSPECT PARK DISTRICT - CORPORATE FUND: Buildings

| CORPORATE FUND: Buildings (10-17) |                           | BUDGET  | APPROPRIATION |
|-----------------------------------|---------------------------|---------|---------------|
| EXPENSES                          |                           |         |               |
| 515070                            | FOREMAN                   | 12,776  | 14,054        |
| 515090                            | MAINTENANCE POSITIONS     | 229,060 | 251,966       |
| 525300                            | MAINTENANCE LABOR         | 14,570  | 16,027        |
| 538010                            | EMPLOYEE FRINGE BENEFITS  | 83,081  | 91,389        |
| 547400                            | TRAINING SEMINARS         | 7,700   | 8,470         |
| 547500                            | SECURITY SYSTEM           | 6,000   | 6,600         |
| 547690                            | REPAIRS & MAINT SERVICES  | 30,575  | 33,633        |
| 556240                            | JANITORIAL SUPPLIES       | 5,400   | 5,940         |
| 556250                            | CLOTHING SUPPLIES         | 9,330   | 10,263        |
| 556630                            | SMALL TOOLS               | 3,000   | 3,300         |
| 556860                            | REPAIRS & MAINT MATERIALS | 17,750  | 19,525        |
| 556900                            | OTHER COMMODITIES         | 2,333   | 2,566         |
| TOTAL EXPENSES                    |                           | 421,575 | 463,733       |

2025

MT. PROSPECT PARK DISTRICT - CORPORATE FUND: Studio at Melas

| CORPORATE FUND: Studio at Melas (10-70) |                                   | BUDGET    | APPROPRIATION |
|---|-----------------------------------|-----------|---------------|
| EXPENSES                                |                                   |           |               |
| 547500                                  | SECURITY SYSTEM                   | 3,850     | 4,235         |
| 547690                                  | REPAIRS & MAINTENANCE - SERVICES  | 5,300     | 5,830         |
| 556240                                  | JANITORIAL SUPPLIES PURCHASES     | 2,000     | 2,200         |
| 556860                                  | REPAIRS & MAINTENANCE - MATERIALS | 3,000     | 3,300         |
| 567290                                  | TELEPHONE CHARGES                 | 4,320     | 4,752         |
| 567450                                  | ELECTRICITY CHARGES               | 5,000     | 5,500         |
| 567460                                  | NORTHERN ILLINOIS GAS / NICOR     | 7,000     | 7,700         |
| 567470                                  | WATER SERVICE CHARGES             | 1,500     | 1,650         |
| 567480                                  | REFUSE / SCAVENGER                | 1,200     | 1,320         |
| TOTAL EXPENSES                          |                                   | 33,170    | 36,487        |
| TOTAL CORPORATE FUND EXPENSES           |                                   | 3,457,519 | 3,803,271     |

## MT. PROSPECT PARK DISTRICT - RECREATION FUND: Administration

| RECREATION FUND: Administration (20-10) |                                | BUDGET    | APPROPRIATION |
|---|--------------------------------|-----------|---------------|
| EXPENSES                                |                                |           |               |
| 515010                                  | DIRECTORS' SALARIES            | 106,267   | 116,894       |
| 515030                                  | MANAGERS                       | 112,050   | 123,255       |
| 515050                                  | SUPERVISORS                    | 0         | 0             |
| 515090                                  | MAINTENANCE POSITIONS          | 55,470    | 61,017        |
| 515100                                  | OFFICE POSITIONS' SALARIES     | 202,077   | 222,285       |
| 515230                                  | RECREATION COORDINATORS' WAGES | 69,553    | 76,508        |
| 515240                                  | RECREATION SUPERVISORS' WAGES  | 205,318   | 225,850       |
| 525240                                  | PROMOTIONAL HELP WAGES         | 20,500    | 22,550        |
| 525310                                  | OFFICE WAGES                   | 33,200    | 36,520        |
| 538010                                  | EMPLOYEE FRINGE BENEFITS       | 190,300   | 209,330       |
| 547060                                  | FINANCIAL SERVICES             | 40,000    | 44,000        |
| 547100                                  | PUBLIC RELATIONS               | 11,764    | 12,940        |
| 547110                                  | CLASSIFIED ADVERTISING         | 18,470    | 20,317        |
| 547230                                  | PROMOTIONAL SERVICES           | 8,500     | 9,350         |
| 547240                                  | BROCHURE                       | 15,000    | 16,500        |
| 547250                                  | MEMBERSHIPS & DUES             | 9,710     | 10,681        |
| 547270                                  | POSTAGE & FREIGHT              | 2,500     | 2,750         |
| 547320                                  | TRAVEL, MEETINGS & CONFERENCES | 5,370     | 5,907         |
| 547400                                  | TRAINING SEMINARS              | 10,000    | 11,000        |
| 547700                                  | SERVICE CONTRACTS              | 7,170     | 7,887         |
| 548570                                  | COMPUTER PROGRAMMING           | 5,000     | 5,500         |
| 556170                                  | OFFICE SUPPLIES PURCHASES      | 28,250    | 31,075        |
| 556430                                  | RECREATION SUPPLIES PURCHASES  | 4,500     | 4,950         |
| 556530                                  | VEHICLE FUELS                  | 20,000    | 22,000        |
| 556900                                  | OTHER COMMODITIES              | 1,250     | 1,375         |
| 567290                                  | TELEPHONE CHARGES              | 68,460    | 75,306        |
| TOTAL EXPENSES                          |                                | 1,250,679 | 1,375,747     |



## MT. PROSPECT PARK DISTRICT - RECREATION FUND: Big Surf

| RECREATION FUND: Big Surf (20-20) |                                   | BUDGET  | APPROPRIATION |
|-----------------------------------|-----------------------------------|---------|---------------|
| EXPENSES                          |                                   |         |               |
| 515070                            | FOREMAN WAGES                     | 17,035  | 18,739        |
| 515090                            | MAINTENANCE POSITIONS WAGES       | 33,115  | 36,427        |
| 515230                            | RECREATION COORDINATORS' WAGES    | 23,787  | 26,166        |
| 525340                            | CASHIERS WAGES                    | 13,320  | 14,652        |
| 525360                            | LIFEGUARDS WAGES                  | 46,308  | 50,939        |
| 525390                            | POOL MANAGERS WAGES               | 8,964   | 9,860         |
| 525410                            | RAFT ATTENDANTS WAGES             | 13,020  | 14,322        |
| 525420                            | TRAINING WAGES                    | 23,568  | 25,925        |
| 538010                            | EMPLOYEE FRINGE BENEFITS          | 29,237  | 32,161        |
| 547320                            | TRAVEL, MEETINGS & CONFERENCES    | 250     | 275           |
| 547400                            | TRAINING SEMINARS                 | 540     | 594           |
| 547690                            | REPAIRS & MAINTENANCE - SERVICES  | 8,200   | 9,020         |
| 556230                            | SWIMMING POOL CHEMICALS PURCHASES | 16,000  | 17,600        |
| 556240                            | JANITORIAL SUPPLIES PURCHASES     | 2,200   | 2,420         |
| 556270                            | MEDICAL & LAB SUPPLIES PURCHASES  | 696     | 766           |
| 556430                            | RECREATION SUPPLIES PURCHASES     | 7,803   | 8,583         |
| 556650                            | PROGRAM SUPPLIES                  | 1,418   | 1,560         |
| 556860                            | REPAIRS & MAINTENANCE - MATERIALS | 12,000  | 13,200        |
| 567290                            | TELEPHONE CHARGES                 | 1,140   | 1,254         |
| 567450                            | ELECTRICITY CHARGES               | 7,500   | 8,250         |
| 567460                            | NORTHERN ILLINOIS GAS / NICOR     | 13,500  | 14,850        |
| TOTAL EXPENSES                    |                                   | 279,601 | 307,561       |

## MT. PROSPECT PARK DISTRICT - RECREATION FUND: Meadows Pool

| RECREATION FUND: Meadows Pool (20-21) |                                   | BUDGET  | APPROPRIATION |
|---------------------------------------|-----------------------------------|---------|---------------|
| EXPENSES                              |                                   |         |               |
| 515090                                | MAINTENANCE POSITIONS WAGES       | 16,557  | 18,213        |
| 515230                                | RECREATION COORDINATORS' WAGES    | 47,891  | 52,680        |
| 525340                                | CASHIERS WAGES                    | 17,775  | 19,553        |
| 525360                                | LIFEGUARDS WAGES                  | 99,943  | 109,937       |
| 525380                                | INSTRUCTORS WAGES                 | 18,149  | 19,964        |
| 525390                                | POOL MANAGERS WAGES               | 16,722  | 18,394        |
| 525420                                | TRAINING WAGES                    | 31,424  | 34,566        |
| 538010                                | EMPLOYEE FRINGE BENEFITS          | 19,673  | 21,640        |
| 547120                                | INSTRUCTORS/PROGRAM               | 525     | 578           |
| 547320                                | TRAVEL, MEETINGS & CONFERENCES    | 250     | 275           |
| 547400                                | TRAINING SEMINARS                 | 1,360   | 1,496         |
| 547500                                | SECURITY SYSTEM                   | 5,700   | 6,270         |
| 547690                                | REPAIRS & MAINTENANCE - SERVICES  | 7,600   | 8,360         |
| 556230                                | SWIMMING POOL CHEMICALS PURCHASES | 17,000  | 18,700        |
| 556240                                | JANITORIAL SUPPLIES PURCHASES     | 3,000   | 3,300         |
| 556270                                | MEDICAL & LAB SUPPLIES PURCHASES  | 728     | 801           |
| 556430                                | RECREATION SUPPLIES PURCHASES     | 8,301   | 9,131         |
| 556650                                | PROGRAM SUPPLIES PURCHASES        | 6,900   | 7,590         |
| 556860                                | REPAIRS & MAINTENANCE - MATERIALS | 14,000  | 15,400        |
| 567290                                | TELEPHONE CHARGES                 | 3,120   | 3,432         |
| 567450                                | ELECTRICITY CHARGES               | 23,000  | 25,300        |
| 567460                                | NORTHERN ILLINOIS GAS / NICOR     | 14,500  | 15,950        |
| 567470                                | WATER SERVICE CHARGES             | 29,000  | 31,900        |
| 567480                                | REFUSE/SCAVENGER                  | 920     | 1,012         |
| TOTAL EXPENSES                        |                                   | 404,038 | 444,442       |

## MT. PROSPECT PARK DISTRICT - RECREATION FUND: Recplex Pool

| RECREATION FUND: Recplex Pool (20-22) |                                   | BUDGET  | APPROPRIATION |
|---------------------------------------|-----------------------------------|---------|---------------|
| EXPENSES                              |                                   |         |               |
| 515070                                | FOREMAN WAGES                     | 17,035  | 18,739        |
| 515090                                | MAINTENANCE POSITIONS' WAGES      | 30,858  | 33,944        |
| 515230                                | RECREATION COORDINATORS' WAGES    | 67,110  | 73,821        |
| 525360                                | LIFEGUARDS' WAGES                 | 74,078  | 81,486        |
| 525380                                | INSTRUCTORS' WAGES                | 151,580 | 166,738       |
| 525390                                | POOL MANAGERS' WAGES              | 87,777  | 96,555        |
| 525420                                | TRAINING WAGES                    | 43,209  | 47,530        |
| 538010                                | EMPLOYEE FRINGE BENEFITS          | 35,339  | 38,873        |
| 547320                                | TRAVEL, MEETINGS & CONFERENCES    | 250     | 275           |
| 547400                                | TRAINING SEMINARS                 | 1,540   | 1,694         |
| 547690                                | REPAIRS & MAINTENANCE - SERVICES  | 11,300  | 12,430        |
| 556230                                | SWIMMING POOL CHEMICALS PURCHASES | 12,000  | 13,200        |
| 556240                                | JANITORIAL SUPPLIES PURCHASES     | 3,500   | 3,850         |
| 556270                                | MEDICAL & LAB SUPPLIES PURCHASES  | 648     | 713           |
| 556650                                | PROGRAM SUPPLIES PURCHASES        | 23,789  | 26,168        |
| 556860                                | REPAIRS & MAINTENANCE - MATERIALS | 12,000  | 13,200        |
| 567450                                | ELECTRICITY CHARGES               | 43,000  | 47,300        |
| 567460                                | NORTHERN ILLINOIS GAS / NICOR     | 7,500   | 8,250         |
| 567470                                | WATER SERVICE CHARGES             | 16,000  | 17,600        |
| TOTAL EXPENSES                        |                                   | 638,513 | 702,364       |

## MT. PROSPECT PARK DISTRICT - RECREATION FUND: Golf Course / Pro Shop

| RECREATION FUND: Golf Course / Pro Shop (20-30-81) |                                     | BUDGET  | APPROPRIATION |
|--|-------------------------------------|---------|---------------|
| EXPENSES   |                                     |         |               |
| 515010   | DIRECTORS' SALARIES                 | 12,022  | 13,224        |
| 515020   | ASSISTANT SUPERINTENDENTS' SALARIES | 0       | 0             |
| 515030   | MANAGERS' SALARIES                  | 109,244 | 120,168       |
| 515100   | OFFICE POSITIONS' SALARIES          | 67,908  | 74,699        |
| 515240   | RECREATION SUPERVISORS' WAGES       | 0       | 0             |
| 525340   | CASHIERS WAGES                      | 174,375 | 191,813       |
| 525430   | STARTERS / RANGERS WAGES            | 24,000  | 26,400        |
| 538010   | EMPLOYEE FRINGE BENEFITS            | 39,542  | 43,496        |
| 547060   | FINANCIAL SERVICES                  | 25,000  | 27,500        |
| 547100   | PUBLIC RELATIONS                    | 1,000   | 1,100         |
| 547110   | CLASSIFIED ADVERTISING              | 1,000   | 1,100         |
| 547230   | PROMOTIONAL SERVICES                | 2,000   | 2,200         |
| 547240   | BROCHURE                            | 0       | 0             |
| 547250   | MEMBERSHIPS & DUES                  | 3,000   | 3,300         |
| 547320   | TRAVEL, MEETINGS & CONFERENCES      | 5,300   | 5,830         |
| 547400   | TRAINING SEMINARS                   | 500     | 550           |
| 547700   | SERVICE CONTRACTS                   | 29,086  | 31,995        |
| 547780   | GAS CART MAINTENANCE                | 5,000   | 5,500         |
| 548570   | COMPUTER PROGRAMMING                | 0       | 0             |
| 556150   | MINOR EQUIPMENT                     | 300     | 330           |
| 556170   | OFFICE SUPPLIES PURCHASES           | 0       | 0             |
| 556430   | RECREATION SUPPLIES PURCHASES       | 14,000  | 15,400        |
| 557290   | TELEPHONE CHARGES                   | 2,280   | 2,508         |
| 567450   | ELECTRICITY CHARGES                 | 13,500  | 14,850        |
| 594040   | SALES TAX                           | 39,700  | 43,670        |
| TOTAL EXPENSES                                     |                                     | 568,757 | 625,633       |

## MT. PROSPECT PARK DISTRICT - RECREATION FUND: Maintenance

| RECREATION FUND: Maintenance (20-30-82) |  | BUDGET    | APPROPRIATION |
|---|--|-----------|---------------|
| EXPENSES                                |  |           |               |
| 515020                                  | ASSISTANT SUPERINTENDENTS' SALARIES      | 166,175   | 182,793       |
| 515080                                  | MECHANICS' WAGES                         | 82,132    | 90,345        |
| 515090                                  | MAINTENANCE POSITIONS WAGES              | 108,778   | 119,656       |
| 515100                                  | OFFICE POSITIONS WAGES                   | 30,034    | 33,037        |
| 525300                                  | MAINTENANCE LABOR WAGES                  | 269,350   | 296,285       |
| 538010                                  | EMPLOYEE FRINGE BENEFITS                 | 203,650   | 224,015       |
| 547250                                  | MEMBERSHIP & DUES                        | 1,225     | 1,348         |
| 547320                                  | TRAVEL, MEETING & CONFERENCES            | 2,500     | 2,750         |
| 547690                                  | REPAIRS & MAINTENANCE - SERVICES         | 17,400    | 19,140        |
| 547700                                  | SERVICE CONTRACTS                        | 5,000     | 5,500         |
| 547790                                  | EQUIPMENT RENTAL                         | 750       | 825           |
| 547900                                  | LAUNDRY & CLEANING SERVICE               | 250       | 275           |
| 556150                                  | MINOR EQUIPMENT PURCHASES                | 700       | 770           |
| 556210                                  | HORTICULTURAL SUPPLIES PURCHASES         | 25,000    | 27,500        |
| 556250                                  | CLOTHING SUPPLIES PURCHASES              | 3,320     | 3,652         |
| 556530                                  | VEHICLE FUELS                            | 20,000    | 22,000        |
| 556550                                  | OILS, LUBRICANTS & CLEANERS              | 2,550     | 2,805         |
| 556850                                  | FERTILIZERS & GROUND CHEMICALS PURCHASES | 100,000   | 110,000       |
| 556860                                  | REPAIRS & MAINTENANCE - MATERIAL         | 30,500    | 33,550        |
| 556865                                  | GOLF EQUIPMENT REPAIRS                   | 19,500    | 21,450        |
| 556900                                  | OTHER COMMODITIES                        | 500       | 550           |
| 567290                                  | TELEPHONE CHARGES                        | 1,500     | 1,650         |
| 567450                                  | ELECTRICITY CHARGES                      | 20,000    | 22,000        |
| 567460                                  | NORTHERN ILLINOIS GAS / NICOR            | 4,700     | 5,170         |
| 567470                                  | WATER SERVICE CHARGES                    | 750       | 825           |
| 567480                                  | REFUSE / SCAVENGER                       | 13,770    | 15,147        |
| TOTAL EXPENSES                          |  | 1,130,034 | 1,243,037     |

2025

MT. PROSPECT PARK DISTRICT - RECREATION FUND: Merchandise Sales

| RECREATION FUND: Merchandise Sales (20-30-83) |                                  | BUDGET | APPROPRIATION |
|---|----------------------------------|--------|---------------|
| EXPENSES                                      |                                  |        |               |
| 556370  | MERCHANDISE COST OF SALES        | 60,000 | 66,000        |
| 556430  | RECREATIOINAL SUPPLIES PURCHASES | 600    | 660           |
| 594040  | SALES TAX                        | 5,760  | 6,336         |
| TOTAL EXPENSES                                |                                  | 66,360 | 72,996        |

2025

MT. PROSPECT PARK DISTRICT - RECREATION FUND: Driving Range

| RECREATION FUND: Driving Range (20-30-84) |                            | BUDGET | APPROPRIATION |
|---|----------------------------|--------|---------------|
| EXPENSES                                  |                            |        |               |
| 556650                                    | PROGRAM SUPPLIES PURCHASES | 10,000 | 11,000        |
| 594040                                    | SALES TAX                  | 18,500 | 20,350        |
| TOTAL EXPENSES                            |                            | 28,500 | 31,350        |

2025

MT. PROSPECT PARK DISTRICT - RECREATION FUND: Lessons

| RECREATION FUND: Lessons (20-30-85) |                             | BUDGET | APPROPRIATION |
|-------------------------------------|-----------------------------|--------|---------------|
| EXPENSES                            |                             |        |               |
| 515030                              | MANAGER DIRECTOR            | 10,000 | 11,000        |
| 515240                              | REC SUPERVISORS             | 0      | 0             |
| 525380                              | INSTRUCTORS' WAGES          | 20,100 | 22,110        |
| 538010                              | EMPLOYEE FRINGE BENEFITS    | 1,048  | 1,153         |
| 547120                              | INSTRUCTORS/PROGRAM SERVICE | 21,000 | 23,100        |
| 556650                              | PROGRAM SUPPLIES PURCHASES  | 2,000  | 2,200         |
| TOTAL EXPENSES                      |                             | 54,148 | 59,563        |



2025

MT. PROSPECT PARK DISTRICT - RECREATION FUND: Events

| RECREATION FUND: Events (20-30-86) |                     | BUDGET | APPROPRIATION |
|------------------------------------|---------------------|--------|---------------|
| EXPENSES                           |                     |        |               |
| 554240                             | TOURNAMENT EXPENSES | 13,000 | 14,300        |
| TOTAL EXPENSES                     |                     | 13,000 | 14,300        |

## MT. PROSPECT PARK DISTRICT - RECREATION FUND: Community Center

| RECREATION FUND: Community Center (20-30-87) |                                   | BUDGET  | APPROPRIATION |
|--|-----------------------------------|---------|---------------|
| EXPENSES                                     |                                   |         |               |
| 515070                                       | FOREMAN WAGES                     | 8,518   | 9,370         |
| 515090                                       | MAINTENANCE POSITION WAGES        | 57,489  | 63,238        |
| 525300                                       | MAINTENANCE LABOR WAGES           | 7,262   | 7,988         |
| 538010                                       | EMPLOYEE FRINGE BENEFITS          | 36,410  | 40,051        |
| 547500                                       | SECURITY SYSTEM                   | 9,500   | 10,450        |
| 547690                                       | REPAIRS & MAINTENANCE - SERVICE   | 19,175  | 21,093        |
| 556240                                       | JANITORIAL SUPPLIES PURCHASES     | 7,300   | 8,030         |
| 556430                                       | RECREATION SUPPLIES PURCHASES     | 1,500   | 1,650         |
| 556860                                       | REPAIRS & MAINTENANCE - MATERIALS | 8,250   | 9,075         |
| 567450                                       | ELECTRICITY CHARGES               | 14,500  | 15,950        |
| 567460                                       | NORTHERN ILLINOIS GAS ' AM GAS    | 7,000   | 7,700         |
| 567470                                       | WATER SERVICE CHARGES             | 7,250   | 7,975         |
| 567480                                       | REFUSE / SCAVENGER                | 4,860   | 5,346         |
| 567480                                       | COMCAST CABLE                     | 2,400   | 2,640         |
| TOTAL EXPENSES                               |                                   | 191,414 | 210,555       |

2025

MT. PROSPECT PARK DISTRICT - RECREATION FUND:

Food & Beverage Service - Administration

| RECREATION FUND: Food & Beverage Service - Administration (20-40-40) |           | BUDGET | APPROPRIATION |
|--|-----------|--------|---------------|
| EXPENSES   |           |        |               |
| 567290   | TELEPHONE | 0      | 0             |
| TOTAL EXPENSES   |           | 0      | 0             |

2025

MT. PROSPECT PARK DISTRICT - RECREATION FUND:

Food & Beverage Service - Lions Pool

| RECREATION FUND: Food & Beverage Service - Lions Pool (20-40-41) |                               | BUDGET | APPROPRIATION |
|--|-------------------------------|--------|---------------|
| EXPENSES   |                               |        |               |
| 556240   | JANITORIAL SUPPLIES PURCHASES | 0      | 0             |
| TOTAL EXPENSES   |                               | 0      | 0             |

2025

MT. PROSPECT PARK DISTRICT - RECREATION FUND:

Food & Beverage Service: Community Center Grill & Halfway House

---

| RECREATION FUND: Food & Beverage Service: Community Center Grill &<br>Halfway House (20-40-45) |                        | BUDGET       | APPROPRIATION |
|--|------------------------|--------------|---------------|
| <hr/>  |                        |              |               |
| EXPENSES   |                        |              |               |
| 556340   | BEVERAGE COST OF SALES | 3,100        | 3,410         |
| 567450   | ELECTRICITY CHARGES    | 7,000        | 7,700         |
| TOTAL EXPENSES   |                        | <hr/> 10,100 | <hr/> 11,110  |

## MT. PROSPECT PARK DISTRICT - RECREATION FUND: Lions Center

| RECREATION FUND: Lions Center (20 42) |                                  | BUDGET  | APPROPRIATION |
|---------------------------------------|----------------------------------|---------|---------------|
| EXPENSES                              |                                  |         |               |
| 515090                                | MAINTENANCE POSITIONS            | 44,848  | 49,333        |
| 515230                                | REC COORDINATORS                 | 42,824  | 47,106        |
| 525300                                | MAINTENANCE LABOR                | 19,478  | 21,426        |
| 525350                                | CENTER SUPERVISORS' WAGES        | 68,484  | 75,332        |
| 538010                                | EMPLOYEE FRINGE BENEFITS         | 19,860  | 21,846        |
| 547120                                | CONTRACTUAL / PROGRAM SERVICES   | 5,510   | 6,061         |
| 547500                                | SECURITY SYSTEM                  | 5,500   | 6,050         |
| 547690                                | REPAIRS & MAINTENANCE - SERVICES | 20,350  | 22,385        |
| 547700                                | SERVICE CONTRACTS                | 580     | 638           |
| 556150                                | MINOR EQUIPMENT PURCHASES        | 20,000  | 22,000        |
| 556240                                | JANITORIAL SUPPLIES PURCHASES    | 5,500   | 6,050         |
| 556430                                | RECREATION SUPPLIES PURCHASES    | 3,300   | 3,630         |
| 556860                                | REPAIRS & MAINTENANCE - MATERIAL | 13,500  | 14,850        |
| 567290                                | TELEPHONE CHARGES                | 1,140   | 1,254         |
| 567450                                | ELECTRICITY CHARGES              | 13,500  | 14,850        |
| 567460                                | NORTHERN ILLINOIS GAS / NICOR    | 6,000   | 6,600         |
| 567470                                | WATER SERVICE CHARGES            | 13,000  | 14,300        |
| 567480                                | REFUSE / SCAVENGER SERVICE       | 3,000   | 3,300         |
| TOTAL EXPENSES                        |                                  | 306,374 | 337,011       |

## MT. PROSPECT PARK DISTRICT - RECREATION FUND:

## Recplex General Operations

| RECREATION FUND: Recplex General Operations (20-49-20) |                                   | BUDGET    | APPROPRIATION |
|--|-----------------------------------|-----------|---------------|
| EXPENSES   |                                   |           |               |
| 515070   | FOREMAN WAGES                     | 8,518     | 9,370         |
| 515090   | MAINTENANCE POSITIONS' WAGES      | 158,938   | 174,832       |
| 515100   | OFFICE POSITIONS' SALARIES        | 28,759    | 31,635        |
| 515240   | REC SUPERVISORS                   | 36,167    | 39,784        |
| 525300   | MAINTENANCE LABOR WAGES           | 116,024   | 127,626       |
| 525330   | RECREATION OFFICE WAGES           | 10,000    | 11,000        |
| 525350   | CENTER SUPERVISORS' WAGES         | 154,264   | 169,690       |
| 538010   | EMPLOYEE FRINGE BENEFITS          | 112,645   | 123,910       |
| 547120   | CONTRACTUAL / PROGRAM SERVICES    | 0         | 0             |
| 547230   | PROMOTIONAL SERVICES              | 2,500     | 2,750         |
| 547240   | BROCHURE                          | 4,500     | 4,950         |
| 547500   | SECURITY SYSTEM                   | 7,400     | 8,140         |
| 547690   | REPAIRS & MAINTENANCE - SERVICES  | 49,400    | 54,340        |
| 547700   | SERVICE CONTRACTS                 | 2,470     | 2,717         |
| 556150   | MINOR EQUIPMENT PURCHASES         | 23,000    | 25,300        |
| 556240   | JANITORIAL SUPPLIES PURCHASES     | 14,600    | 16,060        |
| 556370   | MERCHANDISE FOR RESALE            | 1,000     | 1,100         |
| 556430   | RECREATION SUPPLIES PURCHASES     | 3,000     | 3,300         |
| 556860   | REPAIRS & MAINTENANCE - MATERIALS | 40,000    | 44,000        |
| 567290   | TELEPHONE CHARGES                 | 0         | 0             |
| 567450   | ELECTRICITY CHARGES               | 192,000   | 211,200       |
| 567460   | NORTHERN ILLINOIS GAS / NICOR     | 29,000    | 31,900        |
| 567470   | WATER SERVICE CHARGES             | 19,000    | 20,900        |
| 567480   | REFUSE / SCAVENGER SERVICE        | 5,520     | 6,072         |
| 567480   | COMCAST CABLE                     | 3,468     | 3,815         |
| TOTAL EXPENSES   |                                   | 1,022,173 | 1,124,390     |

## MT. PROSPECT PARK DISTRICT - RECREATION FUND: Fitness Center

| RECREATION FUND: RecPlex Fitness Center (20-49-22) |                                   | BUDGET  | APPROPRIATION |
|--|-----------------------------------|---------|---------------|
| EXPENSES   |                                   |         |               |
| 515230   | REC COORDINATORS                  | 88,485  | 97,334        |
| 515240   | RECREATION SUPERVISORS' WAGES     | 0       | 0             |
| 525350   | CENTER SUPERVISORS' WAGES         | 81,910  | 90,101        |
| 538010   | GROUP HOSPITAL INSURANCE PREMIUMS | 43,030  | 47,333        |
| 547270   | POSTAGE & FREIGHT                 | 0       | 0             |
| 547320   | TRAVEL, MEETINGS & CONFERENCES    | 250     | 275           |
| 547400   | TRAINING SEMINARS                 | 750     | 825           |
| 547690   | REPAIRS & MAINTENANCE - SERVICES  | 9,500   | 10,450        |
| 556150   | MINOR EQUIPMENT PURCHASES         | 8,000   | 8,800         |
| 556430   | RECREATION SUPPLIES PURCHASES     | 10,675  | 11,743        |
| TOTAL EXPENSES                                     |                                   | 242,600 | 266,860       |



## MT. PROSPECT PARK DISTRICT - RECREATION FUND:

## Programming - Youth Child Care

| RECREATION FUND: Programming Youth Child Care (20-50-50) |  | BUDGET  | APPROPRIATION |
|--|--|---------|---------------|
| EXPENSES   |  |         |               |
| 525320   | RECREATION LEADERS' WAGES                  | 176,567 | 194,224       |
| 525325   | YOUTH PROGRAMS LEADERS/SUPERVISORS         | 209,666 | 230,633       |
| 525329   | CHILD CARE LEADERS/SUPERVISORS             | 0       | 0             |
| 525385   | YOUTH PROGRAM INSTRUCTORS                  | 100,503 | 110,553       |
| 525387   | PRESCHOOL INSTRUCTORS                      | 114,824 | 126,306       |
| 547120   | CONTRACTUAL / PROGRAM SERVICES             | 30,000  | 33,000        |
| 547125   | YOUTH PROGRAM INSTRUCTORS/PROGRAM SERVICES | 94,880  | 104,368       |
| 547320   | TRAVEL, MEETINGS & CONFERENCES             | 1,750   | 1,925         |
| 547327   | PRESCHOOL TRAVEL MEETINGS & CONFERENCE     | 1,000   | 1,100         |
| 556150   | MINOR EQUIPMENT PURCHASES                  | 1,000   | 1,100         |
| 556650   | PROGRAM SUPPLIES PURCHASES                 | 4,590   | 5,049         |
| 556655   | YOUTH PROGRAM SUPPLIES                     | 18,360  | 20,196        |
| 556657   | PRESCHOOL PROGRAM SUPPLIES                 | 11,860  | 13,046        |
| 556860   | REPAIRS & MAINTENANCE - MATERIALS          | 1,000   | 1,100         |
| TOTAL EXPENSES   |  | 766,000 | 842,600       |

2025

MT. PROSPECT PARK DISTRICT - RECREATION FUND:

Programming - Adult Athletic

| RECREATION FUND: Programming Adult Athletic (20-50-52) |                                   | BUDGET | APPROPRIATION |
|--|-----------------------------------|--------|---------------|
| EXPENSES   |                                   |        |               |
| 525320   | RECREATION SUPERVISORS' WAGES     | 8,160  | 8,976         |
| 525380   | INSTRUCTORS' WAGES                |        | 0             |
| 547120   | CONTRACTUAL PROGRAM SERVICES      | 37,057 | 40,763        |
| 556650   | PROGRAM SUPPLIES PURCHASES        | 14,115 | 15,527        |
| 556860   | REPAIRS & MAINTENANCE - MATERIALS | 2,100  | 2,310         |
| TOTAL EXPENSES   |                                   | 61,432 | 67,575        |

2025

MT. PROSPECT PARK DISTRICT - RECREATION FUND:

Programming - Youth Athletics

| RECREATION FUND: Programming Youth Athletics (20-50-54) |                                   | BUDGET  | APPROPRIATION |
|---|-----------------------------------|---------|---------------|
| EXPENSES  |                                   |         |               |
| 525320  | RECREATION LEADERS' WAGES         | 17,993  | 19,792        |
| 525380  | INSTRUCTORS' WAGES                | 13,970  | 15,367        |
| 547120  | CONTRACTUAL / PROGRAM SERVICES    | 252,697 | 277,967       |
| 556650  | PROGRAM SUPPLIES PURCHASES        | 118,696 | 130,566       |
| 556860  | REPAIRS & MAINTENANCE - MATERIALS | 3,000   | 3,300         |
| TOTAL EXPENSES  |                                   | 406,356 | 446,992       |

2025

MT. PROSPECT PARK DISTRICT - RECREATION FUND:

Programming - Fitness Programs / Center

| RECREATION FUND: Programming Fitness Programs/Center (20-50-55) |                                | BUDGET  | APPROPRIATION |
|---|--------------------------------|---------|---------------|
| EXPENSES  |                                |         |               |
| 525380  | INSTRUCTORS' WAGES             | 109,922 | 120,914       |
| 547120  | INSTRUCTORS / PROGRAM SERVICES | 5,000   | 5,500         |
| 547320  | TRAVEL, MEETINGS & CONFERENCES | 500     | 550           |
| 556150  | MINOR EQUIPMENT PURCHASES      | 5,600   | 6,160         |
| 556650  | PROGRAM SUPPLIES PURCHASES     | 4,748   | 5,223         |
| TOTAL EXPENSES  |                                | 125,770 | 138,347       |

2025

MT. PROSPECT PARK DISTRICT - RECREATION FUND:

Programming - Special Events

| RECREATION FUND: Programming Special Events (20-50-56) |                                | BUDGET | APPROPRIATION |
|--|--------------------------------|--------|---------------|
| EXPENSES   |                                |        |               |
| 525320   | RECREATION LEADERS' WAGES      | 750    | 825           |
| 547100   | PUBLIC RELATIONS               | 9,700  | 10,670        |
| 547120   | CONTRACTUAL / PROGRAM SERVICES | 19,800 | 21,780        |
| 556650   | PROGRAM SUPPLIES PURCHASES     | 17,460 | 19,206        |
| TOTAL EXPENSES   |                                | 47,710 | 52,481        |

## MT. PROSPECT PARK DISTRICT - RECREATION FUND:

## Programming - Cultural Arts

| RECREATION FUND: Programming Cultural Arts (20-50-58) |                           | BUDGET  | APPROPRIATION |
|---|---------------------------|---------|---------------|
| EXPENSES  |                           |         |               |
| 525320  | REC LEADERS/SUPERVISORS   | 26,250  | 28,875        |
| 525385  | PA - INSTRUCTORS          | 145,011 | 159,512       |
| 525387  | VP - INSTRUCTORS          | 39,043  | 42,947        |
| 525389  | BP - INSTRUCTORS          | 7,178   | 7,896         |
| 547125  | PA - INST/PROGRAM SERVICE | 750     | 825           |
| 556157  | VP - MINOR EQUIPMENT      | 500     | 550           |
| 556657  | VP - PROGRAM SUPPLIES     | 13,065  | 14,372        |
| 556659  | BP - PROGRAM SUPPLIES     | 440     | 484           |
| 556665  | PA - PROGRAM SUPPLIES     | 44,750  | 49,225        |
| TOTAL EXPENSES  |                           | 276,987 | 304,686       |

2025

MT. PROSPECT PARK DISTRICT - RECREATION FUND:

Programming - MP Baseball

| RECREATION FUND: Programming MP Baseball (20-50-72) |                                   | BUDGET  | APPROPRIATION |
|---|-----------------------------------|---------|---------------|
| EXPENSES  |                                   |         |               |
| 525320  | RECREATION LEADERS' WAGES         | 7,672   | 8,439         |
| 547120  | CONTRACTUAL / PROGRAM SERVICES    | 55,315  | 60,847        |
| 556650  | PROGRAM SUPPLIES PURCHASES        | 82,380  | 90,618        |
| 556860  | REPAIRS & MAINTENANCE - MATERIALS | 5,700   | 6,270         |
| TOTAL EXPENSES                                      |                                   | 151,067 | 166,174       |

2025

MT. PROSPECT PARK DISTRICT - RECREATION FUND:

Central Programming - Youth Child Care

| RECREATION FUND: Programming Couth Child Care (20-51-50) |                                | BUDGET | APPROPRIATION |
|--|--------------------------------|--------|---------------|
| EXPENSES   |                                |        |               |
| 525380   | INSTRUCTORS' WAGES             | 44,005 | 48,406        |
| 547320   | TRAVEL, MEETINGS & CONFERENCES | 475    | 523           |
| 556150   | MINOR EQUIPMENT PURCHASES      | 2,123  | 2,335         |
| TOTAL EXPENSES   |                                | 46,603 | 51,263        |



2025

MT. PROSPECT PARK DISTRICT - RECREATION FUND:

Central Programming - Youth Athletics

| RECREATION FUND: Programming Youth Athletics (20-51-54) |                                | BUDGET  | APPROPRIATION |
|---|--------------------------------|---------|---------------|
| EXPENSES  |                                |         |               |
| 547120  | CONTRACTUAL / PROGRAM SERVICES | 182,720 | 200,992       |
| TOTAL EXPENSES  |                                | 182,720 | 200,992       |

MT. PROSPECT PARK DISTRICT - RECREATION FUND:  
Central Community Center - General Operations

| RECREATION FUND: ccc general operations (20 80 20) |                                     | BUDGET  | APPROPRIATION |
|--|-------------------------------------|---------|---------------|
| EXPENSES   |                                     |         |               |
| 515010   | DIRECTORS' SALARIES                 | 4,809   | 5,290         |
| 515020   | ASSISTANT SUPERINTENDENTS' SALARIES | 19,375  | 21,313        |
| 515030   | MANAGERS' SALARIES                  | 10,239  | 11,263        |
| 515070   | FOREMAN WAGES                       | 4,259   | 4,685         |
| 515090   | MAINTENANCE POSITIONS WAGES         | 162,539 | 178,793       |
| 515100   | OFFICE POSITIONS' SALARIES          | 25,933  | 28,526        |
| 515230   | RECREATION COORDINATORS' WAGES      | 60,787  | 66,866        |
| 525300   | MAINTENANCE LABOR WAGES             | 19,418  | 21,360        |
| 525310   | OFFICE WAGES                        | 5,000   | 5,500         |
| 525350   | CENTER SUPERVISORS' WAGES           | 104,390 | 114,829       |
| 538010   | EMPLOYEE FRINGE BENEFITS            | 125,205 | 137,726       |
| 547120   | CONTRACTUAL / PROGRAMS SERVICES     | 23,772  | 26,149        |
| 547230   | PROMOTIONAL SERVICES                | 2,500   | 2,750         |
| 547240   | BROCHURE                            | 1,500   | 1,650         |
| 547500   | SECURITY SYSTEM                     | 7,250   | 7,975         |
| 547690   | REPAIRS & MAINTENANCE - SERVICES    | 13,175  | 14,493        |
| 547700   | SERVICE CONTRACTS                   | 480     | 528           |
| 556150   | MINOR EQUIPMENT PURCHASES           | 20,329  | 22,362        |
| 556240   | JANITORIAL SUPPLIES PURCHASES       | 12,600  | 13,860        |
| 556370   | MERCHANDISE COST OF SALES           | 1,793   | 1,972         |
| 556430   | RECREATION SUPPLIES PURCHASES       | 10,979  | 12,077        |
| 556860   | REPAIRS & MAINTENANCE - MATERIALS   | 12,850  | 14,135        |
| 567450   | ELECTRICITY CHARGES                 | 58,000  | 63,800        |
| 567460   | NORTHERN ILLINOIS GAS               | 12,000  | 13,200        |
| 567470   | WATER SERVICE CHARGES               | 6,500   | 7,150         |
| 567480   | REFUSE / SCAVENGER SERVICE          | 4,080   | 4,488         |
| 567490   | COMCAST CABLE                       | 3,000   | 3,300         |
| TOTAL EXPENSES                                     |                                     | 732,762 | 806,038       |

2025

MT. PROSPECT PARK DISTRICT - RECREATION FUND:

Central Community Center - In Line Rink

| RECREATION FUND: CCC In Line Rink (20-80-21) |                                | BUDGET | APPROPRIATION |
|--|--------------------------------|--------|---------------|
| EXPENSES                                     |                                |        |               |
| 525320                                       | RECREATION LEADERS' WAGES      | 240    | 264           |
| 525370                                       | RINK GUARD WAGES               | 0      | 0             |
| 525380                                       | INSTRUCTORS' WAGES             | 0      | 0             |
| 547120                                       | INSTRUCTORS / PROGRAM SERVICES | 15,870 | 17,457        |
| 556650                                       | PROGRAM SUPPLIES PURCHASES     | 3,700  | 4,070         |
| TOTAL EXPENSES                               |                                | 19,810 | 21,791        |

2025

MT. PROSPECT PARK DISTRICT - RECREATION FUND:

Central Community Center - Fitness Center

| RECREATION FUND: CCC Fitness Center (20-80-22) |                                  | BUDGET    | APPROPRIATION |
|--|----------------------------------|-----------|---------------|
| EXPENSES                                       |                                  |           |               |
| 525350   | CENTER SUPERVISORS' WAGES        | 77,505    | 85,256        |
| 547320   | TRAVEL, MEETINGS & CONFERENCES   | 300       | 330           |
| 547400   | TRAINING SEMINARS                | 200       | 220           |
| 547690   | REPAIRS & MAINTENANCE - SERVICES | 6,400     | 7,040         |
| 556150   | MINOR EQUIPMENT PURCHASES        | 8,550     | 9,405         |
| 556240   | JANITORIAL SUPPLIES SERVICES     | 4,775     | 5,253         |
| TOTAL EXPENSES                                 |                                  | 97,730    | 107,503       |
| TOTAL RECREATION FUND EXPENSES                 |                                  | 9,121,238 | 10,033,362    |

2025

## MT. PROSPECT PARK DISTRICT - PAVING & LIGHTING FUND

| PAVING & LIGHTING FUND (21-00)        |  | BUDGET  | APPROPRIATION |
|---------------------------------------|--|---------|---------------|
| 645000                                | CONSTRUCTION & REPAIR OF PAVING & INSTALLATION<br>AND REPAIR OF ALL ASPECTS OF LIGHTING THROUGHOUT<br>THE DISTRICT | 162,877 | 179,165       |
| TOTAL PAVING & LIGHTING FUND EXPENSES |  | 162,877 | 179,165       |

2025

MT. PROSPECT PARK DISTRICT - SOCIAL SECURITY FUND

| SOCIAL SECURITY FUND (23-00)               | BUDGET         | APPROPRIATION  |
|--|----------------|----------------|
| 538510 RETIREMENT F.I.C.A.                 | 606,056        | 666,662        |
| <b>TOTAL SOCIAL SECURITY FUND EXPENSES</b> | <b>606,056</b> | <b>666,662</b> |

## MT. PROSPECT PARK DISTRICT - LIABILITY INSURANCE FUND

| LIABILITY INSURANCE FUND (24-00)               | BUDGET           | APPROPRIATION    |
|--|------------------|------------------|
| RISK MANAGEMENT PROGRAM EXPENSES               |                  | 0                |
| 515010 DIRECTORS' SALARIES                     | 38,149           | 41,964           |
| 515030 MGR DIRECTORS                           | 39,699           | 43,669           |
| 515100 OFFICE POSITIONS                        | 105,550          | 116,105          |
| 515230 COORDINATORS' WAGES                     | 0                | 0                |
| 538010 EMPLOYEE FRINGE BENEFITS                | 41,005           | 45,106           |
| 547050 LEGAL SERVICES                          | 13,450           | 14,795           |
| 547060 FINANCIAL SERVICES                      | 45,000           | 49,500           |
| 578080 PARK DIST RISK MGMT AGENCY              | 455,170          | 500,687          |
| 578090 METRO RISK MGMT AGENCY                  | 787,500          | 866,250          |
| 578190 UNEMPLOYMENT                            | 30,000           | 33,000           |
| <b>TOTAL LIABILITY INSURANCE FUND EXPENSES</b> | <b>1,555,523</b> | <b>1,711,075</b> |

2025

## MT. PROSPECT PARK DISTRICT - HANDICAPPED RECREATION FUND

| HANDICAPPED RECREATION FUND (25-00)  | BUDGET         | APPROPRIATION    |
|--|----------------|------------------|
| 548750 CONTRIBUTION TO THE NORTHWEST SPECIAL<br>RECREATION ASSOCIATION FOR SPECIAL<br>RECREATION PURPOSES AS PER JOINT AGREEMENT<br>PURSUANT TO 70ILCS 1205/8-10 | 479,651        | 527,616          |
| 603000 ARCHITECTURAL BARRIERS REMOVAL -<br>ADA COMPLIANCE CONSTRUCTION PURSUANT<br>TO THE JOINT AGREEMENT  | 503,373        | 553,710          |
| <b>TOTAL HANDICAPPED RECREATION FUND EXPENSES</b>  | <b>983,024</b> | <b>1,081,326</b> |



2025

MT. PROSPECT PARK DISTRICT - IMRF FUND

| IMRF FUND (26-00)          |  | BUDGET  | APPROPRIATION |
|----------------------------|--|---------|---------------|
| 538500 RETIREMENT I.M.R.F. |  | 455,724 | 501,296       |
| TOTAL IMRF FUND EXPENSES   |  | 455,724 | 501,296       |

## MT. PROSPECT PARK DISTRICT - DISTRICT CAPITAL LABOR FUND

| DISTRICT CAPITAL LABOR (28-00)                    | BUDGET         | APPROPRIATION  |
|---|----------------|----------------|
| 515030 MGR. DIRECTORS                             | 0              | 0              |
| 515070 FOREMAN                                    | 0              | 0              |
| 515090 MAINTENANCE POSITIONS                      | 0              | 0              |
| 525300 MAINTENANCE LABOR WAGES                    | 88,350         | 97,185         |
| 538010 GEMPLOYEE FRINGE BENEFITS                  | 0              | 0              |
| 547690 REPAIRS & MAINTENANCE - SERVICES           | 6,650          | 7,315          |
| 547700 SERVICE CONTRACTS                          | 0              | 0              |
| 547790 EQUIPMENT RENTAL                           | 0              | 0              |
| 547900 LAUNDRY & CLEANING SERVICES                | 0              | 0              |
| 556170 OFFICE SUPPLIES PURCHASES                  | 0              | 0              |
| 556210 HORTICULTURAL SUPPLIES PURCHASES           | 0              | 0              |
| 556850 FERTILIZER / GROUND CHEMICALS PURCHASES    | 0              | 0              |
| 556860 REPAIRS & MAINTENANCE - MATERIALS          | 5,000          | 5,500          |
| 556900 OTHER COMMODITIES                          | 0              | 0              |
| <b>TOTAL DISTRICT CAPITAL LABOR FUND EXPENSES</b> | <b>100,000</b> | <b>110,000</b> |

# MT. PROSPECT PARK DISTRICT - BOND & INTEREST FUND

| BOND & INTEREST FUND (30-00)        |                        | BUDGET    | APPROPRIATION |
|-------------------------------------|------------------------|-----------|---------------|
| 547830                              | FISCAL AGENT FEES      | 0         | 0             |
| 588420                              | BOND PRINCIPAL         | 3,463,200 | 3,809,520     |
| 588430                              | BOND INTEREST          | 282,748   | 311,023       |
| 588440                              | ALT REV BOND PRINCIPAL | 1,135,000 | 1,248,500     |
| 588450                              | ALT REV BOND INTEREST  | 588,700   | 647,570       |
| 588500                              | BANK NOTES             | 0         | 0             |
| TOTAL BOND & INTEREST FUND EXPENSES |                        | 5,469,648 | 6,016,613     |

## MT. PROSPECT PARK DISTRICT - CONSERVATORY FUND: ADMINISTRATION

| CONSERVATORY FUND: Administration (27-10) |                                     | BUDGET  | APPROPRIATION |
|---|-------------------------------------|---------|---------------|
| EXPENSES                                  |                                     |         |               |
| 515010                                    | DIRECTORS' SALARIES                 | 19,235  | 21,159        |
| 515020                                    | ASSISTANT SUPERINTENDENTS' SALARIES | 12,917  | 14,209        |
| 515030                                    | MANAGERS' SALARIES                  | 39,699  | 43,669        |
| 515100                                    | OFFICE POSITIONS' SALARIES          | 62,390  | 68,629        |
| 538010                                    | EMPLOYEE FRINGE BENEFITS            | 30,795  | 33,875        |
| 547050                                    | LEGAL SERVICES                      | 12,806  | 14,087        |
| 547060                                    | FINANCIAL SERVICES                  | 20,000  | 22,000        |
| 547100                                    | PUBLIC RELATIONS                    | 0       | 0             |
| 547230                                    | PROMOTIONAL SERVICES                | 3,000   | 3,300         |
| 547400                                    | TRAINING SEMINARS                   | 1,000   | 1,100         |
| 547700                                    | SERVICE CONTRACTS                   | 830     | 913           |
| 567290                                    | TELEPHONE CHARGES                   | 13,020  | 14,322        |
| 567450                                    | ELECTRICITY CHARGES                 | 23,500  | 25,850        |
| 567460                                    | NORTHERN ILLINOIS GAS / NICOR       | 16,500  | 18,150        |
| 567470                                    | WATER SERVICE CHARGES               | 6,250   | 6,875         |
| 567480                                    | REFUSE / SCAVENGER SERVICE          | 0       | 0             |
| 823100                                    | FRIENDSHIP COURTYARD PAINT          | 0       | 0             |
| 831100                                    | LAND ACQUISITION                    | 0       | 0             |
| TOTAL EXPENSES                            |                                     | 261,942 | 288,136       |

## MT. PROSPECT PARK DISTRICT - CONSERVATORY FUND:

## Park Maintenance - Parks &amp; Grounds

| CONSERVATORY FUND: Park Maintenance - Parks & Grounds (27-15-60) |                                 | BUDGET  | APPROPRIATION |
|--|---------------------------------|---------|---------------|
| EXPENSES   |                                 |         |               |
| 515050   | SUPERVISOR SALARY               | 0       | 0             |
| 515070   | FOREMAN WAGES                   | 32,473  | 35,720        |
| 515090   | MAINTENANCE POSITIONS' WAGES    | 132,677 | 145,945       |
| 525300   | MAINTENANCE LABOR WAGES         | 62,000  | 68,200        |
| 538010   | EMPLOYEE FRINGE BENEFITS        | 65,635  | 72,199        |
| 547690   | REPAIR & MAINTENANCE - SERVICES | 5,000   | 5,500         |
| 547900   | LAUNDRY & CLEANING SERVICES     | 0       | 0             |
| 556250   | CLOTHING                        | 1,750   | 1,925         |
| 556530   | VEHICLE FUELS                   | 9,000   | 9,900         |
| TOTAL EXPENSES   |                                 | 308,535 | 339,389       |

## MT. PROSPECT PARK DISTRICT - CONSERVATORY FUND:

## Park Maintenance - Greenhouse &amp; Atrium

| CONSERVATORY FUND: Park Maintenance-Greenhouse/Atrium (27-15-61) |  | BUDGET  | APPROPRIATION |
|--|--|---------|---------------|
| EXPENSES   |  |         |               |
| 515070   | FOREMAN                                  | 10,292  | 11,321        |
| 515090   | MAINTENANCE POSITIONS WAGES              | 202,861 | 223,147       |
| 538010   | EMPLOYEE FRINGE BENEFITS                 | 81,270  | 89,397        |
| 547400   | TRAINING SEMINARS                        | 1,665   | 1,832         |
| 547690   | REPAIRS & MAINTENANCE - SERVICES         | 7,500   | 8,250         |
| 556210   | HORTICULTURAL SUPPLIES PURCHASES         | 29,900  | 32,890        |
| 556850   | FERTILIZERS & GROUND CHEMICALS PURCHASES | 2,000   | 2,200         |
| 556860   | REPAIRS & MAINTENANCE - MATERIAL         | 5,500   | 6,050         |
| TOTAL EXPENSES   |  | 340,988 | 375,087       |

## MT. PROSPECT PARK DISTRICT - CONSERVATORY FUND: Programs

| CONSERVATORY FUND: Programs (27-50) |                               | BUDGET | APPROPRIATION |
|-------------------------------------|-------------------------------|--------|---------------|
| EXPENSES                            |                               |        |               |
| 525320                              | REC LEADERS/SUPERVISORS       | 19,503 | 21,453        |
| 525380                              | INSTRUCTORS' WAGES            | 0      | 0             |
| 547120                              | INSTRUCTORS' WAGES            | 0      | 0             |
| 556430                              | RECREATION SUPPLIES PURCHASES | 500    | 550           |
| 556650                              | PROGRAM SUPPLY PURCHASES      | 11,536 | 12,690        |
| TOTAL EXPENSES                      |                               | 31,539 | 34,693        |

## MT. PROSPECT PARK DISTRICT - CONSERVATORY FUND:

## Facility Programs - Facility

| CONSERVATORY FUND: Facility (27-60) |                                   | BUDGET    | APPROPRIATION |
|-------------------------------------|-----------------------------------|-----------|---------------|
| EXPENSES                            |                                   |           |               |
| 515230                              | REC COORDINATORS                  | 54,600    | 60,060        |
| 525300                              | MAINTENANCE LABOR                 | 19,478    | 21,426        |
| 525320                              | RECREATION SUPERVISORS' WAGES     | 0         | 0             |
| 525350                              | CENTER SUPERVISORS' WAGES         | 69,732    | 76,705        |
| 547500                              | SECURITY SYSTEM                   | 5,675     | 6,243         |
| 547690                              | REPAIRS & MAINTENANCE - SERVICES  | 17,200    | 18,920        |
| 556170                              | OFFICE SUPPLIES PURCHASES         | 0         | 0             |
| 556240                              | JANITORIAL SUPPLIES PURCHASES     | 6,000     | 6,600         |
| 556380                              | BEVERAGE COST OF SALES            | 12,700    | 13,970        |
| 556430                              | RECREATION SUPPLIES PURCHASES     | 1,500     | 1,650         |
| 556650                              | PROGRAM SUPPLIES PURCHASES        | 10,100    | 11,110        |
| 556860                              | REPAIRS & MAINTENANCE - MATERIALS | 13,000    | 14,300        |
| 547680                              | REFUSE/SCAVENGER                  | 6,990     | 7,689         |
| TOTAL EXPENSES                      |                                   | 216,975   | 238,673       |
| TOTAL CONSERVATORY FUND EXPENSES    |                                   | 1,159,979 | 1,275,978     |



MT. PROSPECT PARK DISTRICT NON BOND CAP PROJECTS FUND:

|          |               |         |         |
|----------|---------------|---------|---------|
| EXPENSES |               |         |         |
| 848690   | PARK PROJECTS | 795,000 | 874,500 |
| 855014   | EQUIPMENT     | 43,500  | 47,850  |

|  |  |         |         |
|--|--|---------|---------|
| TOTAL NON BOND GOV DEALS FUND EXPENSES |  | 838,500 | 922,350 |
|--|--|---------|---------|

|              |            |
|--------------|------------|
| TOTAL BUDGET | 23,910,088 |
|--------------|------------|

|                     |            |
|---------------------|------------|
| TOTAL APPROPRIATION | 26,301,098 |
|---------------------|------------|

## MT. PROSPECT PARK DISTRICT

## SUMMARY OF APPROPRIATIONS:

|  |                   |
|--|-------------------|
| CORPORATE FUND                         | 3,803,271         |
| RECREATION FUND                        | 10,033,362        |
| PAVING AND LIGHTING FUND               | 179,165           |
| FEDERAL SOCIAL SECURITY INSURANCE FUND | 666,662           |
| LIABILITY INSURANCE FUND               | 1,711,075         |
| HANDICAPPED RECREATION FUND            | 1,081,326         |
| ILLINOIS MUNICIPAL RETIREMENT FUND     | 501,296           |
| DISTRICT CAPITAL LABOR                 | 110,000           |
| BONDS & INTEREST FUND                  | 6,016,613         |
| CONSERVATORY FUND                      | 1,275,978         |
| NON BOND CAPITAL PROJECTS FUND         | 922,350           |
| <b>TOTAL APPROPRIATION</b>             | <b>26,301,098</b> |

Each of said sums of money and the aggregate thereof are deemed necessary by the Board of Park Commissioners of the Mt. Prospect Park District to defray the necessary expenses and liabilities of the aforesaid Park District during the fiscal year beginning the 1st day of January, 2025 and ending the 31st day of December, 2025, for the respective purposes set forth.

Section 3: All unexpended balances of the appropriation for the fiscal year ending the 31st day of December, 2025, and prior years to the extent not otherwise re-appropriated for other purposes herein are hereby specifically re-appropriated for the same general purposes for which they were originally made and may be expended in making up any insufficiency of any other items provided in this appropriation ordinance, pursuant to law.

Section 4: Pursuant to law the following determinations have been and are hereby made a part hereof:

- (a) Cash on hand and short-term investment at the beginning of the fiscal year:  
\$ 15,086,300
- (b) Estimate of cash expected to be received during the fiscal year from all sources:  
\$ 22,731,144
- (c) Estimate of expenditures contemplated for the fiscal year  
\$ 23,910,088
- (d) Estimated cash and short-term investments expected to be on hand at the end of the fiscal year:  
\$ 13,907,356

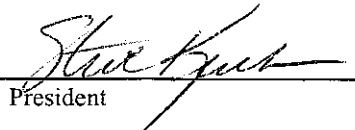
Section 5: All ordinances or part of ordinances conflicting with any of the provisions of this Ordinance be and the same are hereby modified or repealed. If any item or portion of this Ordinance is for any reason held invalid, such decision shall not affect the validity of the remaining portion of such item or the remainder of this Ordinance.

Section 6: This Ordinance shall be in full force and effect immediately upon its adoption according to law. A certified copy of this Ordinance shall be filed with the County Clerk of Cook County, Illinois, together with the certificate of the Chief Fiscal Officer of the Park District certifying revenues by source anticipated to be received by the Park District, within thirty (30) days after its passage and approval, as provided by law.

ADOPTED, this 19th Day of March, 2025.

RECORDED VOTE:

AYES: 7  
NAYES: 0  
ABSENT: 0

  
President

Attest:

  
Secretary

STATE OF ILLINOIS   )  
  ) SS.  
COUNTY OF COOK    )

I, **WILLIAM STARR**, DO HEREBY CERTIFY that I am the duly elected, qualified and acting Secretary of the Mt. Prospect Park District and to the Board of Commissioners of the Mt. Prospect Park District and that I have access to and am custodian of the official Minutes of the Meetings of the Board of Commissioners of the Mt. Prospect Park District.

I DO FURTHER CERTIFY that the above and foregoing is a true and correct copy (duplicate) of a certain Ordinance entitled:


**ORDINANCE NO. 864**  
**MT. PROSPECT PARK DISTRICT**

**AN ORDINANCE MAKING A COMBINED ANNUAL BUDGET  
AND APPROPRIATION OF FUNDS FOR MT. PROSPECT  
PARK DISTRICT, COOK COUNTY ILLINOIS, FOR THE  
FISCAL YEAR BEGINNING ON THE 1ST DAY OF JANUARY, 2025  
AND ENDING ON THE 31ST DAY OF DECEMBER, 2025**

---

that the foregoing was adopted by the Board of Commissioners of said Mt. Prospect Park District on the 19th day of March, 2025 and was on the same day approved by the Secretary of the Mt. Prospect Park District; that it was filed and recorded in the office of the Secretary of the Mt. Prospect Park District of which the foregoing is a true copy (duplicate) and that the original said Ordinance is now on file in the office of such Secretary.

GIVEN under my hand and seal of the Mt. Prospect Park District this 19th day of March 2025

  
\_\_\_\_\_  
Secretary  
Mt. Prospect Park District  
Cook County, Illinois

(SEAL)